

WBB Contact: Brian Duane (bduane@iona.edu)


ALUMNI HALL | ANNAPOLIS, MD
WATCH ON ESPN+


2024-25 SCHEDULE/RESULTS			
Overall: 6-2	H: 4-0	A: 2-2	N: 0-0
		MAAC: 0-0	
Date	Opponent	Time/Result	
11/3/25	MERCY (ESPN+)	W, 65-50	
11/9/25	at New Haven (NEC FRONT ROW)	W, 57-45	
11/14/25	at Charleston (FLOCOLLEGE)	L, 75-44	
11/16/25	at Davidson (ESPN+)	L, 82-52	
11/24/25	at Wagner (NEC FRONT ROW)	W, 63-57	
11/28/25	SAINT FRANCIS^ (ESPN+)	W, 50-31	
11/29/25	UIC^ (ESPN+)	W, 52-50	
12/3/25	UMASS LOWELL (ESPN+)	W, 67-56	
12/7/25	at Navy (ESPN+)	3 PM	
12/13/25	DARTMOUTH (ESPN+)	7 PM	
12/19/25	SACRED HEART* (ESPN+)	6 PM	
12/21/25	at Mount St. Mary's* (ESPN+)	3 PM	
12/29/25	RIDER* (ESPN+)	4 PM	
1/1/26	at Quinnipiac* (ESPN+)	2 PM	
1/3/26	SIENA* (ESPN+)	1 PM	
1/8/26	at Niagara* (ESPN+)	11 AM	
1/10/26	at Canisius* (ESPN+)	1 PM	
1/14/26	MERRIMACK* (ESPN+)	11 AM	
1/19/26	SAINT PETER'S* (ESPN+)	1 PM	
1/22/26	at Rider* (ESPN+)	6 PM	
1/24/26	MARIST* (ESPN+)	1 PM	
1/29/26	at Merrimack* (ESPN+)	11 AM	
1/31/26	at Manhattan* (ESPN+)	2 PM	
2/5/26	MOUNT ST. MARY'S* (ESPN+)	6 PM	
2/7/26	at Fairfield* (ESPN+)	1 PM	
2/12/26	CANISIUS* (ESPN+)	6 PM	
2/14/26	NIAGARA* (ESPN+)	1 PM	
2/19/26	at Siena* (ESPN+)	6 PM	
2/21/26	at Saint Peter's* (ESPN+)	2 PM	
2/26/26	MANHATTAN* (ESPN+)	6 PM	
3/5/26	MAAC Championship First Round	NOON/2:30 PM	
3/6-7/26	MAAC Championship Quarterfinal Round	NOON/2:30 PM	
3/8/26	MAAC Championship (Semifinal) (ESPN+)	NOON/2:30 PM	
3/9/26	MAAC Championship (Championship) (ESPN+)	TBD	

Home events in CAPS and BOLD;

MAAC Games noted by an asterisk; all times in Eastern Time

^Iona Turkey Tip-Off

Iona Travels to Navy for Final Non-Conference Road Tilt



The Iona University women's basketball team takes its four-game winning streak on the road one final time in non-conference play on Sunday, December 7 with a trip to Navy for a 3 p.m. contest from Alumni Hall. The Gaels and Midshipmen square off in Annapolis for the first time since November 21, 2016 in which Navy won 73-61.

SCOUTING THE GAELS

- Iona registered its four consecutive victory on Wednesday night with a 67-56 victory over UMass Lowell at the Hynes Center. Head Coach Angelika Szumilo in her third season at the helm of the Maroon & Gold recorded her 100th career win.
- The Gaels were paced by three scorers in double figures led by a season-high 20 points from Ella Fajardo. She also picked up four rebounds and a season-high five assists to pair with a blocked shot.
- Zoey Ward registered her third straight double-double with 16 points and 12 rebounds along with a season-high four assists and three steals. Isabellah Middleton chipped in 10 points along with two blocks and two steals.


SCOUTING THE MIDSHIPMEN

- Navy comes into the matchup with a 5-3 record as well with two of the wins coming against Iona's MAAC compatriots Rider and Manhattan. The Midshipmen were picked first in the Patriot League Preseason Coaches Poll.
- The team led by sixth-year head coach Tim Taylor returns 10 letterwinners from last season that went 19-12 and appeared in the WNIT. Navy welcomed five newcomers to the fold for 2025-26.
- Leading the way is 2025-26 Patriot League Preseason Player and Defensive Player of the Year Zanai Barnett-Gay who leads the team with 17.9 points, 8.8 rebounds, 4.4 assists and 2.8 steals per game. Zoey Mesuch has recorded 11.4 points per game in her rookie campaign. Julianna Almeida has added 10.8 points, 5.3 rebounds and 3.9 assists per game.

IONA WBB TALE OF THE TAPE

IONA	CATEGORY	NAVY
6-2	Overall Record	5-3
56.3	Scoring Offense	68.0
55.8	Scoring Defense	65.5
0.5	Scoring Margin	2.5
33.9%	FG Pct.	39.8%
24.0%	3PT FG Pct.	30.7%
68.5%	FT Pct.	68.3%
39.0%	Opp. FG Pct.	36.5%
29.3%	Opp. 3PT FG Pct.	27.0%
11.9	AST/G	15.5
40.4	REB/G	42.5
38.0	Opp. REB/G	41.1
2.4	Reb. Margin	1.4
2.5	BLK/G	1.9
8.4	STL/G	7.4
2.9	TO Margin	-0.9
0.9	AST/TO Ratio	0.9

Keep up with the latest news surrounding Iona Women's Basketball by following the team on Facebook, X (Twitter) and Instagram.



@IONAGAELSWBB

@IONAWBB

@IONAWBB

2025-26 Iona Gaels at a Glance

No.	Name	Cl.	Pos.	Ht.	PPG	RPG	APG	Notables
1	Chloe Vasquez	So.	G	5-10	10.0	3.0	0.0	Sophomore Captain... Appeared in 30 games... Averaged 5.0 points and 2.4 rebounds per game.
2	Isabellah Middleton	Gr.	G	5-9	13.0	6.3	2.9	Graduate transfer... Veteran experience with 79 games played, 1,045 career points and 500 career rebounds and 133 steals
3	Nevaeh Stone	So.	G	5-5	0.0	0.0	0.0	Walk-on guard... Played scholastically at Monsignor Scanlan
4	Ale Civera	Sr.	G	5-10	4.1	4.4	0.5	Senior from Madrid, Spain... Appeared in 27 games last season
5	Ella Fajardo	Gr.	G	5-5	6.6	2.3	2.3	Two-year Captain... Started all 32 games last season... The top returning scorer and distributor from a season ago
7	Naomi Barnwell	Gr.	F	6-1	7.3	4.8	0.8	Graduate transfer from Robert Morris... Averaged 4.7 points and 3.5 rebounds a season ago for Colonials
10	Adrianna Gonzalez	So.	G	5-7	2.5	1.4	0.1	Sophomore guard from Wisconsin... Appeared in 15 games in first season
11	Claudia Fiel	Jr.	G	5-7	2.5	3.6	1.6	Transfer guard from Pontevedra, Spain... Posted four-double digit scoring efforts in 2024-25 at Cal Baptist
12	Wilma Tuomi	Fr.	F	6-1	---	---	---	First-year forward from Finland... Member of Finland U20 National Team
13	Yannie Chan	Gr.	G	5-10	0.0	0.0	0.0	Redshirted last season... 2022-23 GNAC Player of the Year... Member of Hong Kong national team
14	Mya Zaccagnini	Jr.	G	5-5	6.9	4.1	2.9	Junior Captain... Appeared in all 32 games in second season
18	Johanna Flores	Fr.	F	5-10	0.8	0.6	0.6	First-year forward... Member of Mexico U18 National Team
21	Amaya B. Evans	Sr.	G	5-5	---	---	---	Senior from Neptune, NJ... Appeared in 17 games for the Maroon & Gold in 2024-25
30	Zoey Ward	Jr.	F	6-0	11.3	8.4	1.4	Started 31 games in 2024-25... Top returning rebounder for the Gaels... Recorded 11 double-digit scoring efforts

**THE Szumilo FILE**

Year at Iona: Second Season
Hometown: Stalowa Wola, Poland
Alma Mater: BS, LIU Brooklyn - Sports Science

COACHING EXPERIENCE**2003 - 2008**

LIU Brooklyn - Assistant Coach

2008 - 2011

Monmouth - Assistant Coach/Associate Head Coach

2011 - 2019

Fordham - Associate Head Coach

2019 - 2023

Fairleigh Dickinson - Head Coach

2023-Present

Iona - Head Coach

COACHING RECORD

Year	School	Position	W-L
2003-04	LIU Brooklyn	Asst. Coach	11-17
2004-05	LIU Brooklyn	Asst. Coach	9-18
2005-06	LIU Brooklyn	Asst. Coach	14-15
2006-07	LIU Brooklyn	Asst. Coach	22-9
2007-08	LIU Brooklyn	Asst. Coach	24-8
2008-09	Monmouth	Asst. Coach	18-13
2009-10	Monmouth	Asst. Coach	16-14
2010-11	Monmouth	Associate Head Coach	23-10
2011-12	Fordham	Associate Head Coach	12-18
2012-13	Fordham	Associate Head Coach	26-9
2013-14	Fordham	Associate Head Coach	25-8
2014-15	Fordham	Associate Head Coach	21-12
2015-16	Fordham	Associate Head Coach	14-17
2016-17	Fordham	Associate Head Coach	22-12
2017-18	Fordham	Associate Head Coach	24-10
2018-19	Fordham	Associate Head Coach	25-9
2019-20	FDU	Head Coach	13-17
2020-21	FDU	Head Coach	16-8
2021-22	FDU	Head Coach	19-12
2022-23	FDU	Head Coach	24-8
2023-24	Iona	Head Coach	11-19
2024-25	Iona	Head Coach	11-21
2025-26	Iona	Head Coach	6-2

Career HC Record**100-87 (.535)**

Angelika Szumilo

Head Coach

LIU Brooklyn '03 - Third Season

Iona University women's basketball head coach Angelika Szumilo begins her third season at the helm of the program in 2025-26.

The Gaels won 11 games in Szumilo's first season and made was the no. 9 seed at the MAAC Tournament. Iona ranked second in the MAAC in three-point field goal percentage and free throw percentage in 2023-24.

Szumilo joined the Maroon & Gold after a successful four-year tenure at Fairleigh Dickinson. In four seasons at the helm of the FDU program, Szumilo compiled a 72-45 overall record and a 50-20 mark in league play. She leaves as the second winningest coach in program history.

She started her head coaching career in 2019-20 when she took the Knights from 8-22 the year prior to her arrival to a .500 record in league play and the program's first NEC Tournament victory since 1992. Szumilo guided the Knights back to a second consecutive NEC semifinal game in 2020-21 before capturing back-to-back NEC regular season championships in 2021-22 and 2022-23. She was awarded the NEC's Brenda Reilly Coach of the Year by her peers in both 2021-22 and 2022-23. The Knights were represented with 12 All-NEC honorees in her tenure including 2021-22 NEC Player of the Year honors by Madison Stanley.

Fairleigh Dickinson enjoyed its most decorated season in program history under Szumilo's tutelage in 2022-23, leading the entire nation in threepoint percentage defense and finishing seventh in Division I in scoring defense. The Knights finished the season with a 24-8 overall record, a 14-2 mark in conference play, and earned a trip to the NEC Championship against Sacred Heart. Despite the championship game loss to SHU, FDU made a second consecutive trip to the WNIT, facing the eventual runner-up Columbia in the first round.

In 2021-22, the Knights recorded a program record 15 conference wins en route to winning the NEC regular season title for first time since 1992. FDU recorded 12 home wins on the season and held opponents to under 60 points a night. FDU played host to the conference semifinal for the first time in program history. Szumilo was named NEC Coach of the Year and led the Knights to the program's first-ever appearance in the WNIT, facing Seton Hall.

In her second season with the Knights in 2020-21, the Knights rolled to a 16-8 record, and a 12-6 conference record, earning the No. 4 seed in the NEC Tournament. The Knights finished the season winning their final seven regular season games, and won of eight of their last nine in conference play. FDU finished in the top four in back-to-back seasons for the first time since the 1991-92/1992-93 seasons. The Knights continued to play stout defense, allowing just 58.5 points per game.

Her first season with the Knights in 2019-20, Szumilo led the Knights to their first NEC Tournament victory since 1992 after posting a 9-9 conference record, which earned FDU the No. 3 seed in the NEC Tournament. The Knights hosted their first home NEC Tournament contest since 1997 and defeated Bryant 57-43. With the win over Bryant, that went down as the 10th NEC win of the year, which is the most since the 2003-04 season. Szumilo earned her first head coaching victory on December 10, 2019 with a 68-59 victory over NJIT. FDU finished the season 13-17 overall, which was a five-game improvement from the 2018-19 campaign.

Prior to arriving at Fairleigh Dickinson, Szumilo was an Associate Head Coach at Fordham University from 2011-19. During her time in the Bronx, the Rams won two Atlantic 10 Championships, made two NCAA tournament appearances, and enjoyed four trips to the WNIT. Szumilo also served as the recruiting coordinator with the Rams, helping recruit four first team All-A10 players and one A10 Defensive Player of the Year.

Szumilo came to Fordham from Monmouth University, where she was an assistant coach from 2008-10 before being promoted to associate head coach for the 2010-11 season. She helped the Hawks to the program's first 20-win season since 1983, culminating with a trip to the WNIT.

Szumilo's coaching career began at LIU Brooklyn, where she was a two-sport athlete (basketball and lacrosse). As a basketball student-athlete, she had 136 assists in her first season and helped the Blackbirds capture the 2001 NEC title. The following season Szumilo was named the school's Scholar Athlete of the Year. A two-year starter at LIU, she played for former Iona women's basketball head coach Anthony Bozzella. Szumilo graduated in 2003 with a Bachelor of Science in Sport Science with specialization in Adapted Physical Science.

She transferred to LIU Brooklyn after receiving an Associate in Arts degree from Mercer County Community College in 2000. She co-captained the Mercer County team that won the Region XIX Championship in back-to-back years and was named Region XIX Player of the Year in 2000. She was inducted into the MCCC Athletics Hall of Fame in June of 2023.



IONA GAELS BASKETBALL ROSTER / QUICK FACTS

NUMERICAL

No.	Name	Cl.	Pos.	Ht.	Hometown / Last School
1	Chloe Vasquez	So.	G	5-10	Pompton Plains, NJ / Pequannock Township
2	Isabellah Middleton	Gr.	G	5-9	Leesburg, VA / St. Bonaventure
3	Nevaeh Stone	So.	G	5-5	Bronx, NY / Monsignor Scanlan
4	Ale Civera	Sr.	G	5-10	Madrid, Spain / IES Ortega y Gasset
5	Ella Fajardo	Gr.	G	5-4	Bergenfield, NJ / Gill St. Bernard's / FDU
7	Naomi Barnwell	Gr.	F	6-1	Chanteloup-Les-Vignes, France
10	Adrianna Gonzalez	So.	G	5-7	Kenosha, WI / Indian Trail
11	Claudia Fiel	Jr.	G	5-7	Pontevedra, Spain / California Baptist
12	Wilma Tuomi	Fr.	F	6-1	Helsinki, Finland / Mäkelärinteen lukio
13	Yannie Chan	Gr.	G	5-10	Hong Kong / Emmanuel College
14	Mya Zaccagnini	Jr.	G	5-7	Waterbury, CT / Holy Cross
18	Johanna Flores	Fr.	F	5-10	Cananea, Mexico / The Academy of Central Florida
21	Amaya B. Evans	Sr.	G	5-5	Neptune, NJ / Neptune
30	Zoey Ward	Jr.	F	6-0	Gastonia, NC / Concord Academy

Head Coach: Angelika Szumilo (LIU Brooklyn '03), third season
Assistant Coach: Aaron Gratch (Caldwell '05)
Assistant Coach: Christian Mordi (William Patterson '12)
Assistant Coach: Madison Stanley (FDU '21, '22)
Director of Operations: Breyenne Bellerand (Hartford '21)
Video Coordinator: Abigail Conklin (FDU '24, '25 MSM)
Graduate Manager: Mia Andrews (FDU '24)
Athletic Trainer: Khalif Dubose (LIU '20 MS)
Athletic Communications: Brian Duane (York '15)

BY CLASS:

Seniors (6) Naomi Barnwell
Ale Civera
Yannie Chan
Amaya B. Evans
Ella Fajardo
Isabellah Middleton
Juniors (3) Claudia Fiel
Zoey Ward
Mya Zaccagnini
Sophomore (3) Adrianna Gonzalez
Nevaeh Stone
Chloe Vasquez
Freshman (2) Johanna Flores
Wilma Tuomi

BY STATE/COUNTRY:

New Jersey (3) Amaya B. Evans
Ella Fajardo
Chloe Vasquez
Spain (2) Ale Civera
Claudia Fiel
New York (1) Nevaeh Stone
Connecticut (1) Mya Zaccagnini
North Carolina (1) Zoey Ward
Virginia (1) Isabellah Middleton
Wisconsin (1) Adrianna Gonzalez
France (1) Naomi Barnwell
Finland (1) Wilma Tuomi
Mexico (1) Johanna Flores
Hong Kong (1) Yannie Chan

BY TENURE:

Returners (8) Yannie Chan
Ale Civera
Amaya B. Evans
Ella Fajardo
Nevaeh Stone
Chloe Vasquez
Zoey Ward
Mya Zaccagnini
Newcomers (5) Naomi Barnwell
Claudia Fiel
Johanna Flores
Isabellah Middleton
Wilma Tuomi

PRONUNCIATION GUIDE:

#1 Chloe Vasquez	VAS-kez	#11 Claudia Fiel	FEEL
#3 Nevaeh Stone	na-VAY-ah	#14 Mya Zaccagnini	zak-uh-NEE-nee
#4 Ale Civera	AH-lay THEE-vera	HC Angelika Szumilo	SHUH-me-wah
#5 Ella Fajardo	fuh-har-doe		

QUICK FACTS

Name Iona University
Location New Rochelle, NY 10801-1890
Founded 1940
Enrollment 4,041
Nickname Gaels
Colors Maroon & Gold
Affiliation NCAA Division I
Conference Metro Atlantic Athletic (MAAC)
Home Court (Capacity) Hynes Center (2,578)
President Seamus Carey, Ph.D.
Director of Athletics Matt Glovaski
Director of Sports Medicine David Zippo
Strength & Conditioning Coach Richard Irving
Team Physician Dr. Robert A. Christian
Athletics Phone (914) 633-2654

BASKETBALL INFORMATION

First Season 1972-73 (52 years)
All-Time Record 600-867 (.409)
NCAA Appearances 2
(2016, 2023)
NIT Appearances 5
(2007, 2008, 2010, 2013, 2014)
MAAC Tournament Championships 2
(2016, 2023)
MAAC Regular Season Championships 2
(2013-14, 2022-23)
2024-25 Record 11-21
2024-25 MAAC Record/Finish 8-12 / 10th
Head Coach Angelika Szumilo (Third season)
Record at Iona 28-42 (third season)
NCAA Record 100-87 (.535) / 7th season
Assistant Coach Aaron Gratch
Assistant Coach Christian Mordi
Assistant Coach Madison Stanley
Dir. of Operations Breyenne Bellerand
Video Coordinator Abigail Conklin

ATHLETIC COMMUNICATIONS

Sr. Associate AD Brian Beyrer (Iona '01)
Office (914) 637-2726
Cell (914) 497-3136
E-mail bbeyrer@iona.edu
Assistant AD Brian Duane (York '15)
Office (914) 633-2334
Cell (914) 714-1531
E-mail bduane@iona.edu
Asst. Director Garret Murray (Iona '19)
Office (914) 633-2057
E-mail gmurray@iona.edu

IONA GAELS MULTIMEDIA: SOCIAL MEDIA GUIDE



@IonaGaels, @IonaWBB, #GaelNation

HEADLINES

IONA VERSUS NAVY

- Sunday will be the seventh ever meeting between the two schools and the fourth meeting at Alumni Hall. Navy holds the 4-2 edge in the all-time series and a 2-1 mark in Annapolis.
- The last three-meetings between both sides has been decided by five points or less. A season ago, the Midshipmen took the matchup 55-53 over the Gaels in the 2024-25 home opener in New Rochelle. Iona was led by a 16-point, 10 rebound double-double from Judith Gomez and a 15-point, 11 rebound double-double by Zoey Ward.

WINNING STREAK NUMBERS

- The Gaels have won their last four games, the first four-game winning streak since the 2023-24 season when they won four in a row from November 27 to December 10, 2023.
- Iona has held a +9.5-scoring margin in the four wins and held opponents to 48.5 points per game. The Gaels have held a +2.3-rebounding margin at 41.5 boards per game. Iona has forced 18.3 turnovers per game and boasts a +4.8-turnover margin.
- Isabellah Middleton has led the Gaels with 12.3 points, 6.3 rebounds, 2.5 assists and 2.3 steals per game. Zoey Ward has averaged 11.8 points and 10.8 rebounds per game. Ella Fajardo has chipped in 9.5 points per game and shot 50% from downtown to pair with 3.5 assists and 3.0 rebounds per game.

CENTURY MARK

- Head Coach Angelika Szumilo picked her 100th career win as a head coach this past Wednesday evening. She picked up the milestone win in her 187th game as a head coach in seven seasons overall and third at the helm of the Gaels.
- Among the MAAC's 13 head coaches, Szumilo is the seventh to reach 100 career wins.
- Iona's assistant coach Madison Stanley was a student-athlete for Coach Szumilo's first career win back on December 10, 2019 scoring 12 points in the 68-59 win at NJIT. Graduate student Ella Fajardo has been with Coach Szumilo since her redshirt season since 2021-22 witnessing 71 victories and contributing in 57 of them.

SEEING DOUBLE

- Zoey Ward has tallied a double double in three consecutive games for the Maroon & Gold. She has averaged 13.3 points along with 12.3 rebounds per game to pair with 2.0 assists.
- She opened with 13 points and a career-high 13 rebounds against Saint Francis and then followed that up with 11 points and 12 boards in Iona Turkey Tip-Off championship win over UIC. Ward registered 16 points and 12 rebounds in Wednesday's win over UMass Lowell.
- Ward is now tied for the MAAC lead with three double doubles alongside teammate Isabellah Middleton. She currently ranks third in the MAAC with 8.4 rebounds per game.

FAJARDO NAMED PRESEASON ALL-MAAC

- Ella Fajardo was named to the Preseason All-MAAC Second Team in September. She had a stellar second campaign in 2024-25 for Iona, recording a career-high 9.3 points per game to pair with 2.7 rebounds and 2.6 assists per contest.
- Led the Maroon & Gold in assists and ranked eighth in the MAAC with a 35.1% three-point field goal percentage on the season. Posted 14 double-digit scoring efforts including three 20-point performances in MAAC play.

WELCOME BACK

- The Gaels return eight student-athletes from the 2024-25 team. Iona brings back 53% of its scoring from last year.
- Leading the charge is two returning starters from a season ago in Ella Fajardo and Zoey Ward. Fajardo posted 9.3 points, 2.7 rebounds and 2.6 assists per game. She shot 35.1% from three-point range and led the MAAC with a 44.3% clip from downtown in league play a season ago.
- Ward led the team in rebounding last year and ranked 12th in the maac with 5.6 rebounds per game. She also posted 8.7 points per game for the Maroon & Gold.
- Seniors Amaya B. Evans and Ale Civera return for the Gaels along with graduate student Yannie Chan after missing the 2024-25 season due to injury.
- Mya Zaccagnini also returns for her third season at Iona, she appeared in all 32 games last season.
- Sophomores Adrianna Gonzalez, Nevaeh Stone and Chloe Vasquez are set to begin their second season with the Maroon & Gold.

WHAT'S NEW

- The Iona welcomes five newcomers in 2025-26 with three veteran transfers and two first-year student-athletes.
- Isabellah Middleton joins the Gaels for her fifth season of competition. She has appeared in 78 career games, totaling 1024 points, 490 rebounds and 129 steals in her career.
- Naomi Barnwell returns to New Rochelle after beginning her collegiate career at Monroe College (NJCAA) before graduating from RMU this past May. Barnwell averaged 5.8 points and 4.4 rebounds per game the last two seasons for the Colonials.
- Claudia Fiel comes to Iona after two years at Cal Baptist. She posted 3.7 points, 1.8 assists and 1.8 rebounds per game and was a member of the 2023-24 WAC Championship team.
- Two rookies enter the fold in Johanna Flores and Wilma Tuomi who have international experience playing FIBA competitions for their countries, Mexico and Finland.

IONA SIXTH IN PRESEASON COACHES' POLL

- Iona was tabbed sixth by the league's coaches in the 2025-26 MAAC Preseason Poll.
- The back-to-back defending champions, Fairfield were the unanimous favorite and boast three preseason All-MAAC selections.
- Quinnipiac, Mount St. Mary's and Marist round out the top four. Siena was picked just ahead of the Gaels in fifth.

2025-26 MAAC
PRESEASON COACHES' POLL

1.	Fairfield*	169 (13)
2.	Quinnipiac	155
3.	Mount St. Mary's	132
4.	Marist	128
5.	Siena	103
6.	Iona	100
7.	Manhattan	95
8.	Merrimack	76
9.	Canisius	69
10.	Saint Peter's	51
11.	Niagara	48
12.	Sacred Heart	43
13.	Rider	14



2025-26 MAAC STANDINGS

SCHOOL	AS OF 12/6/25			OVERALL		
	W	L	PCT	W	L	PCT
Iona	0	0	.000	6	2	.750
Quinnipiac	0	0	.000	5	3	.625
Fairfield	0	0	.000	4	3	.571
Merrimack	0	0	.000	3	5	.375
Mount St. Mary's	0	0	.000	2	5	.286
Marist	0	0	.000	2	6	.250
Rider	0	0	.000	2	6	.250
Sacred Heart	0	0	.000	2	6	.250
Saint Peter's	0	0	.000	1	6	.143
Canisius	0	0	.000	1	7	.125
Siena	0	0	.000	1	7	.125
Manhattan	0	0	.000	0	8	.000
Niagara	0	0	.000	0	8	.000

UPCOMING MAAC SCHEDULE

Sunday, December 7

IONA AT NAVY	3 PM
Manhattan at NJIT	1 PM
Fairfield at Richmond	2 PM
Mount St. Mary's vs. Lehigh	2 PM
Marist at Lafayette	2 PM
Saint Peter's vs. Monmouth	7 PM

Tuesday, Dec. 9

Merrimack vs. Brown	7 PM
---------------------	------

Wednesday, Dec. 10

Saint Peter's vs. FDU	6 PM
-----------------------	------

Saturday, December 13


IONA VS. DARMOUTH	7 PM
Rider vs. Wagner	2 PM
Marist at Binghamton	2 PM
Niagara at Cleveland St.	2 PM

IONA VS. PATRIOT LEAGUE

Team	W-L	Last Meet/When
American	1-4	L, 68-64 (11/30/02)
Army	6-11	L, 67-52 (11/29/20)
Boston	0-1	L, 60-35 (11/23/84)
Bucknell	5-6	L, 55-52 (11/22/22)
Colgate	4-4	W, 73-47 (12/21/12)
Holy Cross	2-18	L, 89-46 (11/27/04)
Lafayette	1-1	L, 66-63 (1/17/83)
Lehigh	1-0	W, 74-56 (1993)
Loyola (Md.)	19-35	W, 67-61 (2/22/13)
Navy	2-4	L, 55-53 (11/12/24)
Overall	41-84 (.329)	

THE LAST TIME... (TEAM STATISTICS)				
The Last Time	Iona	Games Since	Opponent	Games Since
Game Duration				
Played in Overtime	Bethune-Cookman 74, Iona 72 (11/15/23)	67	Bethune-Cookman 74, Iona 72 (11/15/23)	67
Won in Overtime	Iona 79, Canisius 76 (2/1/16)	279	Bethune-Cookman 74, Iona 72 (11/15/23)	67
Played in Double Overtime	Monmouth 75, Iona 74 (12/7/14)	36	Monmouth 75, Iona 74 (12/7/14)	324
Won in Double Overtime	Iona 81, Siena 77 (1/8/07)	575	Monmouth 75, Iona 74 (12/7/14)	324
Played in Triple Overtime	--	--	--	--
Won in Triple Overtime	--	--	--	--
Ranked Opponent				
Played a Ranked Opponent	No. 13 Duke 89, Iona 49 (3/18/23)	71		
Beat a Ranked Opponent	--	--	--	--
Score Margin				
Won by 15-19 Points	19, Iona 50, Saint Francis 31 (11/28/25)	2	17, Fairfield 63, Iona 46 (2/1/25)	19
Won by 20-29 Points	21, Iona 80, LIU 59 (11/12/23)	69	20, Marist 63, Iona 43 (2/8/25)	17
Won by 30-39 Points	31, Iona 84, Rider 53 (1/23/25)	23	30, Davidson 82, Iona 52 (11/16/25)	4
Won by 40-49 Points	41, Iona 72, Mercy 31 (12/29/81)	1,277	43, Seton Hall 75, Iona 32 (11/7/23)	69
Won by 50 Points or More	63, Iona 77, Brooklyn 14 (1/8/81)	1,303	52, Seton Hall 87, Iona 39 (12/8/19)	165
Score Total				
Scored 100 Points or More	Iona 107, Holy Cross 106 (2/12/87)	2,010	Duke 100, Iona 31 (11/18/12)	391
Scored 90-99 Points	Iona 91, Siena 64 (2/16/23)	78	Duke 89, Iona 49 (3/18/23)	70
Scored 80-89 Points	Iona 84, Rider 53 (1/23/25)	23	Davidson 82, Iona 52 (11/16/25)	5
Field Goal Percentage				
Shot 60.0% or Better	75.5%, Iona 91, Siena 64 (2/16/23)	80	63.0%, Central Michigan 82, Iona 39 (11/30/18)	200
Shot 55.0 - 59.9%	55.6%, Iona 67, Wagner 55 (11/27/23)	76	56.9%, Davidson 82, Iona 52 (11/16/25)	5
Shot 50.0 - 55.4%	51.7%, Iona 82, Siena 75 (1/4/25)	27	51%, Iona 65, Rider 60 (2/13/25)	17
Three Point Field Goals				
Made 17 or More Threes	17, Harvard 90, Iona 89 (3/20/14)	331	--	--
Made 16 Threes	16, Iona 90, Rider 62 (1/19/23)	85	--	--
Made 15 Threes	15, Iona 86, Monmouth 77 (1/24/14)	345	--	--
Made 14 Threes	14, Iona 78, Canisius 72 (2/27/20)	148	14, Fairfield 85, Iona 49 (2/3/24)	50
Made 13 Threes	13, Iona 80, LIU 59 (11/12/23)	69	13, Fairfield 72, Iona 44 (1/11/24)	58
Made 12 Threes	12, Iona 84, Rider 53 (1/23/25)	23	12, Sacred Heart 82, Iona 80 (11/16/14)	326
Did Not Make a Three	Fairfield 72, Iona 44 (1/11/24)	59	Iona 67, Winthrop 45 (11/13/21)	125
Free Throws				
Attempted 40 or More FTs	45, Iona 81, Siena 69 (12/9/07)	535	47, Rider 93, Iona 87 (2/6/11)	432
Attempted 35 or More FTs	37, Iona 63, Wagner 57 (11/24/25)	4	36, Iona 92, Rider 61 (1/21/11)	437
Attempted 30 or More FTs	30, Iona 72, Sacred Heart 64 (12/22/20)	135	30, Manhattan 71, Iona 69 (1/27/22)	113
Made 30 or More FTs	32, Iona 94, Niagara 84 (1/5/14)	348	34, Rider 93, Iona 87 (2/6/11)	424
Made 25-29 Free Throws	26, Iona 63, Wagner 57 (11/24/25)	4	27, Siena 59, Iona 47 (1/6/19)	190
Made 20-24 Free Throws	20, Fairfield 72, Iona 44 (1/11/24)	55	22, Siena 79, Iona 68 (1/25/25)	22
Did Not Make a Free Throw	Iona 42, Saint Peter’s 40 (3/11/25)	9	--	--
Rebounds				
Had 55 Rebounds or More	72, Monmouth 75, Iona 74 (12/7/14)	320	60, Rider 93, Iona 87 (2/6/11)	431
Had 50-54 Rebounds	51, Iona 58, Monmouth 56 (2/5/16)	274	53, UCF 76, Iona 44 (11/5/24)	37
Had 45-49 Rebounds	47, Iona 52, UIC 50 (11/29/25)	1	45, Charleston 75, Iona 44 (11/14/25)	5
Had 40-44 Rebounds	40, Iona 50, Saint Francis 31 (11/28/25)	2	40, Iona 67, UMass Lowell 56 (12/03/25)	--
Had 20 or Less Rebounds	18, Siena 79, Iona 68 (1/25/25)	22	19, Iona 66, Saint Peter’s 58 (1/5/17)	250
Assists				
Had 30-34 Assists	30, Iona 89, Fairfield 76 (2/23/05)	78	--	--
Had 25-29 Assists	26, Iona 82, Siena 72 (1/4/25)	27	25, UMass 79, Iona 56 (11/16/21)	115
Had 20-24 Assists	20, Iona 84, Rider 53 (1/23/25)	22	20, Fairfield 75, Iona 50 (1/9/25)	26
Had Less Than 10 Assists	8, Rutgers 81, Iona 53 (11/15/24)	37	7, UCF 76, Iona 44 (11/5/24)	38

LAST TIME OUT: IONA 67, UMASS LOWELL 56 (NEW ROCHELLE, NY - HYNES ATHLETIC CENTER)



Official Basketball Box Score - Final

UMass Lowell at Iona

12/03/25 Hynes Athletics Center, New Rochelle

2025-26 Women's Basketball

Game Time: 7:00 PM

Game Duration: 1:52

Attendance: 630

Officials: Ryan Nunes, Shanade Bernard, Carlos Peralta Ortega

UMass Lowell - 56

Record: 3-5

NO.	Name		Min	FG		3P		FT		Rebounds			Fouls		TP	AS	TO	ST	Blocks		+/-
				M-A	M-A	M-A	M-A	M-A	M-A	OR	DR	TOT	PF	FD					BS	BA	
18	Anabel Latorre Ciria	F	11:54	1-1	0-0	0-0	2	1	3	1	1	2	0	1	1	1	0	-3			
2	Jaini Edmonds	G	40:00	7-18	2-4	0-0	1	3	4	2	0	16	3	3	1	1	3	-11			
4	Paris Gilmore	G	37:47	1-10	0-2	4-8	4	2	6	4	7	6	5	10	0	0	1	-5			
5	Sabrina Larsson	G	40:00	3-8	2-5	0-0	1	7	8	2	1	8	2	2	1	1	0	-11			
11	Tyanna Medina	G	40:00	5-15	1-6	0-0	2	3	5	4	1	11	1	0	1	0	1	-11			
13	Klimentina Modeva		26:18	5-7	0-0	3-4	3	6	9	4	3	13	0	2	0	2	0	-6			
24	Adna Halilbasic		01:06	0-0	0-0	0-0	0	0	0	0	0	0	0	0	0	0	0	-4			
21	Nia Chima		01:48	0-0	0-0	0-0	0	0	0	0	0	0	0	0	0	0	0	-2			
1	Amina Kameric		01:07	0-0	0-0	0-0	0	0	0	0	0	0	0	0	0	0	0	-2			
Team							3	2	5	0		0		0							
Totals				22-59	5-17	7-12	16	24	40	17	13	56	11	18	4	5	5	-11			

Major Fouls: NONE

Shooting By Period			
1 st	FG%	5-15	33.3%
	3PT%	1-3	33.3%
	FT%	4-4	100%
2 nd	FG%	5-15	33.3%
	3PT%	0-6	0.0%
	FT%	1-2	50%
3 rd	FG%	8-13	61.5%
	3PT%	4-6	66.7%
	FT%	1-2	50%
4 th	FG%	4-16	25.0%
	3PT%	0-2	0.0%
	FT%	1-4	25%
GM	FG%	22-59	37.3%
	3PT%	5-17	29.4%
	FT%	7-12	58.3%

Dead Ball Rebounds: 2, 0

Iona - 67Record: 6-2

NO.	Name		Min	FG		3P		FT		Rebounds			Fouls		TP	AS	TO	ST	Blocks		+/-
				M-A	M-A	M-A	M-A	M-A	M-A	OR	DR	TOT	PF	FD					BS	BA	
30	Zoey Ward	F	36:39	6-17	1-2	3-4	6	6	12	0	3	16	4	1	3	0	1	9	0	1	9
2	Isabellah Middleton	G	32:30	5-13	0-2	0-0	1	1	2	3	1	10	1	1	2	2	2	15	2	2	15
5	Ella Fajardo	G	36:49	6-12	4-7	4-4	2	2	4	2	4	20	5	2	0	1	0	14	1	0	14
7	Naomi Barnwell	G	19:05	1-2	0-0	2-2	1	3	4	1	2	4	2	2	1	0	1	-3	0	1	-3
14	Mya Zaccagnini	G	33:28	1-3	1-3	2-2	0	3	3	2	2	5	5	2	2	0	0	15	0	0	15
11	Claudia Fiel		07:45	1-2	0-1	0-2	0	2	2	0	1	2	0	1	2	0	1	-3	0	0	-3
4	Ale Civera		09:21	2-4	0-1	0-1	1	1	2	0	1	4	0	0	0	1	0	3	1	0	3
10	Adrianna Gonzalez		23:19	2-6	0-2	2-2	0	4	4	5	3	6	0	2	2	1	0	5	1	0	5
3	Nevaeh Stone		01:04	0-1	0-0	0-0	0	0	0	0	0	0	0	0	0	0	0	0	0	1	0
Team										3	2	5	0		0		2				
Totals				24-60	6-18	13-17	14	24	38	13	17	67	17	13	10	5	5	11	5	5	11

Major Fouls: NONE


Shooting By Period			
1 st	FG%	8-20	40.0%
	3PT%	2-5	40.0%
	FT%	2-2	100%
2 nd	FG%	5-18	27.8%
	3PT%	1-5	20.0%
	FT%	0-3	0%
3 rd	FG%	6-12	50.0%
	3PT%	2-4	50.0%
	FT%	9-10	90%
4 th	FG%	5-10	50.0%
	3PT%	1-4	25.0%
	FT%	2-2	100%
GM	FG%	24-60	40.0%
	3PT%	6-18	33.3%
	FT%	13-17	76.5%

Dead Ball Rebounds: 2, 0

	UML	IONA
Biggest lead	2 (1 st 9:26)	13 (4 th 0:17)
Best Scoring Run	9 (2 nd 0:30)	9 (3 rd 2:59)
Lead Changes	3	
Times Tied	4	
Time with Lead	01:06	36:05

Points from	UML	IONA
Turnovers	8	19
Paint	32	28
Second Chance	10	15
Fast Breaks	1	4
Bench	13	12

Period by Period Scoring					
	1st	2nd	3rd	4th	TOT
UML	15	11	21	9	56
IONA	20	11	23	13	67



Official Basketball Box Score - Final

Navy at Iona

11/12/24 Hynes Athletics Center, New Rochelle, NY

2024-25 Iona Women's Basketball

LAST MEETING: NAVY 55, IONA 53 (NEW ROCHELLE, NY - HYNES ATHLETIC CENTER)

Game Time: 11:00 AM
Game Duration: 2:02
Attendance: 2,171

Officials: Don Cummiskey, Luke Smith, Shawnie Smith

Navy - 55

Record: 3-0

NO.	Name		Min	FG		3P		FT		Rebounds			Fouls		TP	AS	TO	ST	Blocks		+/-
				M-A	M-A	M-A	M-A	OR	DR	TOT	PF	FD	BS	BA							
44	Kate Samson	C	21:47	2-6	0-0	0-0	1	4	5	1	1	4	0	1	2	1	0	2			
2	Kyah Smith	G	14:01	2-3	1-1	0-0	0	1	1	1	0	5	1	4	1	0	0	-7			
4	Zanai Barnett-Gay	G	37:07	5-20	0-1	4-7	3	7	10	2	7	14	4	3	3	2	1	7			
6	Julianna Almeida	G	29:42	3-4	0-1	0-0	1	2	3	2	1	6	2	3	0	0	0	0			
30	Maren Louridas	G	31:28	2-6	1-2	4-4	3	3	6	5	2	9	1	4	2	0	0	0			
22	Toni Papahronis		29:54	1-6	0-0	0-0	1	2	3	1	0	2	4	1	1	4	1	10			
5	Mary Gibbons		16:22	2-5	2-3	0-0	0	0	0	0	0	6	0	2	0	0	0	-1			
10	Lizzie Holder		08:23	2-3	0-0	1-3	1	4	5	1	4	5	1	1	0	0	0	-6			
23	Morgan Demos		11:17	2-2	0-0	0-0	0	0	0	1	0	4	0	0	0	1	0	5			
Team							2	4	6			0		0							
Totals				21-55	4-8	9-14	12	27	39	14	15	55	13	19	9	8	2	2			

Technical Fouls::NONE

Shooting By Period			
1 st	FG%	5-13	38.5%
	3PT%	2-2	100.0%
	FT%	1-1	100%
2 nd	FG%	6-12	50.0%
	3PT%	1-1	100.0%
	FT%	0-2	0%
3 rd	FG%	7-15	46.7%
	3PT%	1-3	33.3%
	FT%	3-3	100%
4 th	FG%	3-15	20.0%
	3PT%	0-2	0.0%
	FT%	5-8	62.5%
GM	FG%	21-55	38.2%
	3PT%	4-8	50.0%
	FT%	9-14	64.3%

Dead Ball Rebounds: 3, 1

ona - 53

Record: 0-2

NO.	Name		Min	FG	3P	FT	Rebounds			Fouls		TP	AS	TO	ST	Blocks		+/-
				M-A	M-A	M-A	OR	DR	TOT	PF	FD					BS	BA	
20	Destinee Salgado	F	07:29	0-2	0-0	0-0	0	2	2	2	0	0	1	0	0	0	1	-4
30	Zoey Ward	F	37:16	7-21	1-6	0-0	7	4	11	3	2	15	2	2	3	1	4	0
2	Talia DePetrillo	G	23:42	0-3	0-3	0-0	2	0	2	2	0	0	4	1	2	0	0	3
5	Ella Fajardo	G	29:46	1-11	0-5	1-2	2	2	4	1	3	3	3	3	2	0	2	-8
6	Judith Gomez	G	38:06	6-10	4-6	0-0	3	7	10	2	3	16	4	1	3	1	1	2
22	Emma Donnelly		31:10	4-8	1-3	1-2	3	3	6	3	3	10	1	1	0	0	0	2
14	Mya Zaccagnini		23:04	3-13	0-4	3-4	1	2	3	2	2	9	0	3	0	0	0	3
1	Chloe Vasquez		05:22	0-0	0-0	0-0	0	0	0	0	1	0	0	2	0	0	0	-6
33	Erin Leary		04:05	0-1	0-1	0-0	0	0	0	0	0	0	0	0	0	0	0	-2
Team							2	3	5			0		2				
Totals				21-69	6-28	5-8	20	23	43	15	14	53	15	15	10	2	8	-2

Technical Fouls::NONE

Shooting By Period			
1 st	FG%	8-15	53.3%
	3PT%	3-5	60.0%
	FT%	0-0	0%
2 nd	FG%	2-18	11.1%
	3PT%	0-8	0.0%
	FT%	3-4	75%
3 rd	FG%	6-19	31.6%
	3PT%	1-7	14.3%
	FT%	0-0	0%
4 th	FG%	5-17	29.4%
	3PT%	2-8	25.0%
	FT%	2-4	50%
GM	FG%	21-69	30.4%
	3PT%	6-28	21.4%
	FT%	5-8	62.5%

Dead Ball Rebounds: 3, 1

	NAVY	ION
Biggest lead	8 (4 th 7:40)	9 (1 st 1:45)
Best Scoring Run	10(2 nd 7:23)	11(1 st 1:45)
Lead Changes	8	
Times Tied	7	
Time with Lead	16:45	16:38

Points from	NAVY	ION
Turnovers	19	24
Paint	28	18
Second Chance	16	9
Fast Breaks	15	3
Bench	17	19

Period by Period Scoring					
	1st	2nd	3rd	4th	TOT
NAVY	13	13	18	11	55
ION	19	7	13	14	53

2025-26 CUMULATIVE STATS

Game Records

Record	Overall	Home	Away	Neutral
ALL GAMES	6-2	4-0	2-2	0-0
CONFERENCE	0-0	0-0	0-0	0-0
NON-CONFERENCE	6-2	4-0	2-2	0-0

Score by Periods

Team	1st	2nd	3rd	4th	OT	TOT
Iona	122	101	125	102	0	450
Opponents	110	119	110	107	0	446

Team Box Score

No.	Player				Total		3-Point		F-Throw		Rebounds													
		GP-GS	MIN	AVG	FG-FGA	FG%	3FG-3FGA	3FG%	FT-FTA	FT%	OFF	DEF	TOT	AVG	PF	DQ	A	TO	BLK	STL	PTS	AVG		
2	MIDDLETON, Isabellah	8-8	238:44	29.8	40-98	.408	6-19	.316	18-31	.581	28	22	50	6.3	22	0	16	15	3	16	104	13.0		
30	WARD, Zoey	8-8	271:34	33.9	35-106	.330	7-25	.280	13-20	.650	27	40	67	8.4	14	0	11	19	1	5	90	11.3		
1	VASQUEZ, Chloe	1-1	23:33	23.6	4-8	.500	1-3	.333	1-1	1.000	0	3	3	3.0	0	0	0	1	0	2	10	10.0		
7	BARNWELL, Naomi	8-8	183:42	23.0	23-68	.338	2-10	.200	10-15	.667	8	30	38	4.8	21	0	6	16	10	8	58	7.3		
14	ZACCAGNINI, Mya	8-8	221:10	27.6	19-63	.302	8-29	.276	9-10	.900	6	27	33	4.1	8	0	23	12	2	11	55	6.9		
5	FAJARDO, Ella	8-3	196:11	24.5	18-56	.321	7-20	.350	10-11	.909	9	9	18	2.3	18	1	18	12	1	8	53	6.6		
4	CIVERA, Ale	8-0	174:18	21.8	13-41	.317	5-24	.208	2-3	.667	13	22	35	4.4	14	0	4	6	2	6	33	4.1		
10	GONZALEZ, Adrianna	8-0	75:46	9.5	6-21	.286	0-8	.000	11-13	.846	3	8	11	1.4	12	1	1	6	1	4	23	2.9		
11	FIEL, Claudia	8-4	172:35	21.6	9-34	.265	0-12	.000	2-7	.286	3	26	29	3.6	9	0	13	9	0	6	20	2.5		
18	FLORES, Johanna	5-0	33:16	6.7	2-2	1.000	0-0	.000	0-0	.000	1	2	3	0.6	2	0	3	0	0	1	4	0.8		
13	CHAN, Yannie	1-0	01:56	1.9	0-0	.000	0-0	.000	0-0	.000	0	0	0	0.0	0	0	0	0	0	0	0	0.0		
3	STONE, Nevaeh	3-0	07:15	2.4	0-1	.000	0-0	.000	0-0	.000	0	0	0	0.0	1	0	0	1	0	0	0	0.0		
Team											22	14	36					11						
Total		8	1600		169-498	.339	36-150	.240	76-111	.685	120	203	323	40.4	121	2	95	108	20	67	450	56.3		
Opponents		8	1600		171-439	.390	36-123	.293	68-112	.607	84	220	304	38.0	128	1	102	131	29	48	446	55.8		

Team Statistics

	IONA	OPP
Scoring	450	446
Points per game	56.3	55.8
Scoring margin	+0.5	-
Field goals-att	169-498	171-439
Field goal pct	.339	.390
3 point fg-att	36-150	36-123
3-point FG pct	.240	.293
3-pt FG made per game	4.5	4.5
Free throws-att	76-111	68-112
Free throw pct	.685	.607
F-Throws made per game	9.5	8.5
Rebounds	323	304
Rebounds per game	40.4	38.0
Rebounding margin	+2.4	-
Assists	95	102
Assists per game	11.9	12.8
Turnovers	108	131
Turnovers per game	13.5	16.4
Turnover margin	+2.9	-
Assist/turnover ratio	0.9	0.8
Steals	67	48
Steals per game	8.4	6.0
Blocks	20	29
Blocks per game	2.5	3.6
Winning streak	4	-
Home win streak	4	-
Attendance	2846	1729
Home games-Avg/Game	4-712	4-432
Neutral site-Avg/Game	-	0-0

Team Results

Date	Opponent		Score	Att.
11/03/2025	Mercy	W	65-50	1036
11/09/2025	at New Haven	W	57-45	216
11/14/2025	at Col. of Charleston	L	44-75	240
11/16/2025	at Davidson	L	52-82	795
11/24/2025	at Wagner	W	63-57	478
11/28/2025	Saint Francis	W	50-31	790
11/29/2025	UIC	W	52-50	390
12/03/2025	UMass Lowell	W	67-56	630

2025-26 POINTS-REBOUNDS-ASSISTS



2025-26 Iona Women's Basketball
Points-rebounds-assists
All games

Opponent	Date	Score		1	2	3	4	5	7	10	11	13	14	18
				VASQUEZ,CH	MIDDLETON,	STONE,NEVA	CIVERA,ALE	FAJARDO,EL	BARNWELL,N	GONZALEZ,A	FIEL,CLAUD	CHAN,YANNI	ZACCAGNINI	FLORES,JOH
Mercy	11/03/2025	65-50	W	DNP	21-10-2	DNP	4-7-0	6-2-0	18-4-1	0-1-0	4-4-5	DNP	6-9-4	0-0-0
at New Haven	11/09/2025	57-45	W	DNP	17-10-2	DNP	0-2-1	3-2-2	10-6-1	10-3-1	3-6-1	DNP	12-5-4	DNP
at Col. of Charleston	11/14/2025	44-75	L	DNP	7-2-0	0-0-0	8-6-1	6-2-2	0-4-1	0-1-0	2-5-3	DNP	5-4-1	2-3-2
at Davidson	11/16/2025	52-82	L	DNP	10-3-2	0-0-0	0-2-0	0-0-0	7-7-0	1-0-0	0-3-0	DNP	11-2-2	2-0-1
at Wagner	11/24/2025	63-57	W	10-3-0	13-10-1	DNP	8-5-1	10-3-3	6-2-0	2-0-0	5-3-1	DNP	2-3-1	0-0-0
Saint Francis	11/28/2025	50-31	W	DNP	7-5-5	DNP	4-5-0	5-1-4	8-6-0	0-2-0	4-4-1	0-0-0	9-3-3	0-0-0
UIC	11/29/2025	52-50	W	DNP	19-8-3	DNP	5-6-1	3-4-2	5-5-1	4-0-0	0-2-2	DNP	5-4-3	DNP
UMass Lowell	12/03/2025	67-56	W	DNP	10-2-1	0-0-0	4-2-0	20-4-5	4-4-2	6-4-0	2-2-0	DNP	5-3-5	DNP

Opponent	Date	Score		30
				WARD,ZOEY
Mercy	11/03/2025	65-50	W	6-5-1
at New Haven	11/09/2025	57-45	W	2-5-1
at Col. of Charleston	11/14/2025	44-75	L	14-6-0
at Davidson	11/16/2025	52-82	L	21-8-2
at Wagner	11/24/2025	63-57	W	7-6-1
Saint Francis	11/28/2025	50-31	W	13-13-2
UIC	11/29/2025	52-50	W	11-12-0
UMass Lowell	12/03/2025	67-56	W	16-12-4

2025-26 IONA INDIVIDUAL GAME-HIGHS

Iona - Individual Game Highs

POINTS	21		Zoey Ward at Davidson (11/16/2025)
	21		Isabellah Middleton vs Mercy (11/03/2025)
	20		Ella Fajardo vs UMass Lowell (12/03/2025)
	19		Isabellah Middleton vs UIC (11/29/2025)
	18		Naomi Barnwell vs Mercy (11/03/2025)
FIELD GOALS MADE	9		Zoey Ward at Davidson (11/16/2025)
	8		Isabellah Middleton vs UIC (11/29/2025)
FIELD GOAL ATTEMPTS	20		Zoey Ward at Col. of Charleston (11/14/2025)
	19		Zoey Ward at Davidson (11/16/2025)
FIELD GOAL PERCENTAGE (min 5 made)	.714	(5-7)	Mya Zaccagnini at Davidson (11/16/2025)
	.500	(7-14)	Isabellah Middleton at New Haven (11/09/2025)
	.500	(6-12)	Ella Fajardo vs UMass Lowell (12/03/2025)
	.500	(5-10)	Naomi Barnwell at New Haven (11/09/2025)
3 PT FG MADE	4		Ella Fajardo vs UMass Lowell (12/03/2025)
	3		Zoey Ward at Davidson (11/16/2025)
3 PT FG ATTEMPTS	7		Ella Fajardo vs UMass Lowell (12/03/2025)
	6		Ale Civera at Col. of Charleston (11/14/2025)
3 PT FG PERCENTAGE (min 2 made)	1.000	(2-2)	Ale Civera at Wagner (11/24/2025)
	1.000	(2-2)	Naomi Barnwell vs Mercy (11/03/2025)
FREE THROWS MADE	7		Isabellah Middleton at Wagner (11/24/2025)
	6		Adrianna Gonzalez at New Haven (11/09/2025)
	6		Isabellah Middleton vs Mercy (11/03/2025)
FREE THROW ATTEMPTS	10		Isabellah Middleton at Wagner (11/24/2025)
	7		Zoey Ward vs UIC (11/29/2025)
	7		Naomi Barnwell at Wagner (11/24/2025)
	7		Adrianna Gonzalez at New Haven (11/09/2025)
FREE THROW PERCENTAGE (min 3 made)	1.000	(6-6)	Isabellah Middleton vs Mercy (11/03/2025)
	1.000	(4-4)	Ella Fajardo vs UMass Lowell (12/03/2025)
REBOUNDS	13		Zoey Ward vs Saint Francis (11/28/2025)
	12		Zoey Ward vs UMass Lowell (12/03/2025)
	12		Zoey Ward vs UIC (11/29/2025)
ASSISTS	5		Ella Fajardo vs UMass Lowell (12/03/2025)
	5		Mya Zaccagnini vs UMass Lowell (12/03/2025)
	5		Isabellah Middleton vs Saint Francis (11/28/2025)
	5		Claudia Fiel vs Mercy (11/03/2025)
STEALS	4		Mya Zaccagnini vs Saint Francis (11/28/2025)
	4		Isabellah Middleton vs Mercy (11/03/2025)
BLOCKED SHOTS	4		Naomi Barnwell vs UIC (11/29/2025)
	2		Isabellah Middleton vs UMass Lowell (12/03/2025)
	2		Naomi Barnwell at Col. of Charleston (11/14/2025)
	2		Mya Zaccagnini vs Mercy (11/03/2025)
TURNOVERS	6		Zoey Ward at Davidson (11/16/2025)
	5		Naomi Barnwell at Wagner (11/24/2025)
FOULS	5		Adrianna Gonzalez vs UMass Lowell (12/03/2025)
	5		Ella Fajardo at Wagner (11/24/2025)

2025-26 OPPONENT INDIVIDUAL GAME-HIGHS

Opponent - Individual Game Highs

POINTS	31		Taryn Barbot at Col. of Charleston (11/14/2025)
	23		Katie Donovan at Davidson (11/16/2025)
	19		Charlise Dunn at Davidson (11/16/2025)
	16		Jaini Edmonds vs UMass Lowell (12/03/2025)
	15		Grace Lesko vs Mercy (11/03/2025)
FIELD GOALS MADE	11		Taryn Barbot at Col. of Charleston (11/14/2025)
	10		Katie Donovan at Davidson (11/16/2025)
FIELD GOAL ATTEMPTS	18		Jaini Edmonds vs UMass Lowell (12/03/2025)
	18		Taryn Barbot at Col. of Charleston (11/14/2025)
FIELD GOAL PERCENTAGE (min 5 made)	.714	(10-14)	Katie Donovan at Davidson (11/16/2025)
	.714	(5-7)	Klimentina Modeva vs UMass Lowell (12/03/2025)
	.714	(5-7)	Candice Lienafa at Davidson (11/16/2025)
3 PT FG MADE	4		Grace Lesko vs Mercy (11/03/2025)
	2		Jaini Edmonds vs UMass Lowell (12/03/2025)
	2		Sabrina Larsson vs UMass Lowell (12/03/2025)
	2		Sara Zabrecky vs UIC (11/29/2025)
	2		Charlise Dunn at Davidson (11/16/2025)
	2		Katie Donovan at Davidson (11/16/2025)
	2		Candice Lienafa at Davidson (11/16/2025)
	2		Taryn Barbot at Col. of Charleston (11/14/2025)
	2		Schuyler Coles at New Haven (11/09/2025)
3 PT FG ATTEMPTS	7		Taryn Barbot at Col. of Charleston (11/14/2025)
	7		Grace Lesko vs Mercy (11/03/2025)
3 PT FG PERCENTAGE (min 2 made)	.667	(2-3)	Sara Zabrecky vs UIC (11/29/2025)
	.667	(2-3)	Katie Donovan at Davidson (11/16/2025)
	.667	(2-3)	Candice Lienafa at Davidson (11/16/2025)
FREE THROWS MADE	7		Taryn Barbot at Col. of Charleston (11/14/2025)
	5		Keana Foz at Wagner (11/24/2025)
FREE THROW ATTEMPTS	8		Paris Gilmore vs UMass Lowell (12/03/2025)
	8		Gemma Walker vs Saint Francis (11/28/2025)
	8		Taryn Barbot at Col. of Charleston (11/14/2025)
FREE THROW PERCENTAGE (min 3 made)	1.000	(4-4)	Amani Abuhatab vs Mercy (11/03/2025)
	1.000	(3-3)	Charlise Dunn at Davidson (11/16/2025)
REBOUNDS	13		Grace Ezebilo at Col. of Charleston (11/14/2025)
	9		Klimentina Modeva vs UMass Lowell (12/03/2025)
	9		Angelina Barrera vs Mercy (11/03/2025)
ASSISTS	9		Taylor Barbot at Col. of Charleston (11/14/2025)
	6		Ines Garcia Monje at Davidson (11/16/2025)
STEALS	3		Aleah James vs Saint Francis (11/28/2025)
	3		Charlise Dunn at Davidson (11/16/2025)
	3		Ines Garcia Monje at Davidson (11/16/2025)
	3		Angelina Barrera vs Mercy (11/03/2025)
BLOCKED SHOTS	4		Julia Coleman vs UIC (11/29/2025)
	4		Lijirin Doyinsola Modesayor at Wagner (11/24/2025)
TURNOVERS	10		Paris Gilmore vs UMass Lowell (12/03/2025)
	5		Angelina Barrera vs Mercy (11/03/2025)
	5		Kyla Nembach vs Mercy (11/03/2025)
	5		Grace Lesko vs Mercy (11/03/2025)

2025-26 IONA BY THE NUMBERS...

Iona Record:

Overall.....	6-2
MAAC.....	
At the Hynes Athletics Center.....	4-0
On the Road.....	2-2
Neutral Sites.....	
MAAC Home Games.....	
MAAC Away Games.....	
Leading at the half.....	6-0
Trailing at the half.....	0-2
Tied at the half.....	
Overtime.....	
After a win.....	3-1
After a loss.....	1-1
Vs. Ranked Opponents.....	
Day of the Week:	
Sunday.....	1-1
Monday.....	2-0
Tuesday.....	
Wednesday.....	1-0
Thursday.....	
Friday.....	1-1
Saturday.....	1-0
Month:	
November.....	5-2
December.....	1-0
January.....	
February.....	
March.....	

Tip-off Time:

Day games.....	4-2
Night games (after 5 p.m.).....	2-0
When Iona Scores:	
Less than 50 points.....	0-1
50-59 points.....	3-1
60-69 points.....	3-0
70-79 points.....	
80-89 points.....	
89+ Points.....	
When Opponent Scores:	
Less than 50 points.....	2-0
50-59 points.....	4-0
60-69 points.....	
70-79 points.....	0-1
80-89 points.....	0-1
More than 89 points.....	
When Iona's FG Percentage is:	
Less than 35%.....	5-1
35-39.9%.....	
40-44.9%.....	1-1
45-49.9%.....	
50% or higher.....	
When Opponents' FG Percentage is:	
Less than 35%.....	2-0
35-39.9%.....	4-0
40-44.9%.....	
45-49.9%.....	0-1
50% or higher.....	0-1

At the Free Throw Line:

When Iona makes more FTs.....	3-0
When Iona shoots more FTs.....	3-0
When opponents make more FTs.....	3-2
When opponents shoot more FTs.....	3-2
When free throws made are equal.....	
When free throws shot are equal.....	
From Behind the Arc:	
When Iona makes more threes.....	3-0
When opponents make more threes.....	0-2
Three pointers are equal.....	3-0
Rebounds:	
When Iona out rebounds opponent.....	5-1
When opponent out rebounds Iona.....	1-1
When rebounds are equal.....	
Assists:	
When Iona has more assists.....	3-0
When opponent has more assists.....	2-2
When assists are equal.....	1-0
Turnovers:	
When opponent causes more TOs.....	1-2
When Iona causes more TOs.....	5-0
When turnovers are equal.....	
Margin of Victory/Loss:	
5 points or less.....	1-0
6-10 points.....	1-0
11-15 points.....	3-0
16-20 points.....	1-0
20 or more points.....	0-2

2025-26 IONA SINGLE-GAME SUPERLATIVES

Team Superlatives	IONA HIGH	IONA LOW	OPPONENT HIGH	OPPONENT LOW
Points	67, vs. UMass Lowell (Dec. 3)	44, at Charleston (Nov. 14)	82, at Davidson (Nov. 16)	31, vs. Saint Francis (Nov. 28)
Points (1st Half)	31 (4x), vs. UMass Lowell (Dec. 3)	16, at Charleston (Nov. 14)	46, at Charleston (Nov. 14)	18, vs. Saint Francis (Nov. 28)
Points (2nd Half)	36, vs. UMass Lowell (Dec. 3)	21, at Davidson (Nov. 16)	40, at Wagner (Nov. 24)	13, vs. Saint Francis (Nov. 28)
Victory Margin	19, vs. Saint Francis (Nov. 28)	2, vs. UIC (Nov. 29)	31, at Charleston (Nov. 14)	30, at Davidson (Nov. 16)
Field Goals Made	26, vs. Mercy (Nov. 3)	16, at Wagner (Nov. 24)	33, at Davidson (Nov. 16)	11, vs. Saint Francis (Nov. 28)
Field Goals Att.	77, vs. Mercy (Nov. 3)	48, at Wagner (Nov. 24)	63, at Charleston (Nov. 14)	46, vs. Saint Francis (Nov. 28)
Field Goal Pct.	44.4%, at Davidson (Nov. 16)	29.0% (2x), vs. UIC (Nov. 29)	56.9%, at Davidson (Nov. 16)	23.9%, vs. Saint Francis (Nov. 28)
First Half FG%	54.2%, at Davidson (Nov. 16)	21.2%, at Charleston (Nov. 14)	56.3%, at Charleston (Nov. 14)	23.1%, at Wagner (Nov. 24)
Second Half FG%	50%, vs. UMass Lowell (Dec. 3)	23.1%, vs. UIC (Nov. 29)	63.0%, at Davidson (Nov. 16)	19.0%, vs. Saint Francis (Nov. 28)
3-Pt FG Made	6 (2x), vs. UMass Lowell (Dec. 3)	3 (2x), at Charleston (Nov. 14)	8, at Davidson (Nov. 16)	3 (2x), at Wagner (Nov. 24)
3-Pt FG Attempted	27, vs. Saint Francis (Nov. 28)	10, at Davidson (Nov. 16)	20, at Charleston (Nov. 14)	13, at New Haven (Nov. 9)
3-Pt FG%	50%, at Davidson (Nov. 16)	12.5%, at New Haven (Nov. 9)	55.6%, vs. UIC (Nov. 29)	20% (2x), at Wagner (Nov. 24)
Free Throws Made	26, at Wagner (Nov. 24)	2, vs. Saint Francis (Nov. 28)	14, at Wagner (Nov. 24)	5, vs. Saint Francis (Nov. 28)
Free Throws Att.	37, at Wagner (Nov. 24)	3, vs. Saint Francis (Nov. 28)	25, at Wagner (Nov. 24)	8, at New Haven (Nov. 9)
Free Throw %	90.0%, vs. Mercy (Nov. 3)	50%, vs. UIC (Nov. 29)	80%, at Davidson (Nov. 16)	38.5%, vs. Saint Francis (Nov. 28)
Offensive Rebounds	23, vs. UIC (Nov. 29)	10, at Charleston (Nov. 14)	16, vs. UMass Lowell (Dec. 3)	5, at Davidson (Nov. 16)
Defensive Rebounds	26 (3x), at Charleston (Nov. 14)	22, at Davidson (Nov. 16)	34, at Charleston (Nov. 14)	22, at Davidson (Nov. 16)
Rebounds	47 (2x), vs. UIC (Nov. 29)	29, at Davidson (Nov. 16)	45, at Charleston (Nov. 14)	27, at Davidson (Nov. 16)
Assists	17, vs. UMass Lowell (Dec. 3)	7, at Davidson (Nov. 16)	18, at Davidson (Nov. 16)	7, vs. Saint Francis (Nov. 28)
Turnovers	20, at Davidson (Nov. 16)	10, at New Haven (Nov. 9)	23 (2x), vs. Saint Francis (Nov. 28)	8, at Davidson (Nov. 16)
Steals	14, vs. Mercy (Nov. 3)	5, at Wagner (Nov. 24)	12, at Davidson (Nov. 16)	3, at New Haven (Nov. 9)
Blocked Shots	5 (2x), vs. UMass Lowell (Dec. 3)	1, at Wagner (Nov. 24)	5 (2x), vs. UMass Lowell (Dec. 3)	1, at New Haven (Nov. 9)
Fouls	23, at Wagner (Nov. 24)	8, vs. Saint Francis (Nov. 28)	33, at Wagner (Nov. 24)	9, at Davidson (Nov. 16)



1 • CHLOE VASQUEZ

SOPHOMORE • GUARD • 5-10 • POMPTON PLAINS, NJ
10.0 PPG, 3.0 RPG, 0.0 APG, 50.0 FG%, 33.3 3FG%, 100 FT%, 24.0 MIN/G

2024-25

- Appeared in 30 games in first season with the Maroon & Gold
- Averaged 5.0 ppg, 2.4 rpg and 1.3 apg across 15.0 mpg
- Posted six double-digit scoring efforts in MAAC play
- Registered a career-high 17 points on 7-of-12 shooting against Sacred Heart (Dec. 12)

Before Iona

- Four-year starter at Pequannock Township High School
- Two-year varsity captain Scored 1,666 career points
- Four-time First Team All-Conference and All-County selection
- Two-time All-Group honoree
- McDonalds All-American Nominee
- Eclipsed 1,000 career points, 500 rebounds and 100 made three pointers in junior season
- Played for the New Jersey Panthers on the AAU Circuit

SEASON HIGHS	CAREER HIGHS	SUPERLATIVES	SEASON	CAREER
Points.....10, at Wagner(11/24/25)	Points.....17, vs. Sacred Heart (12/19/24)	10+ points	1	6
Rebounds.....3, at Wagner(11/24/25)	Rebounds.....8, at Sacred Heart (3/8/25)	20+ points	-	-
Field Goals.....4, at Wagner(11/24/25)	Field Goals.....7, vs. Sacred Heart (12/19/24)	30+ points	-	-
3PT Field Goals.....1, at Wagner(11/24/25)	3PT Field Goals.....1 (2x), vs. Fairfield (1/9/25)	5+ rebounds	-	6
Free Throws.....1, at Wagner(11/24/25)	Free Throws.....6, at Sacred Heart (3/8/25)	10+ rebounds	-	-
Assists.....	Assists.....5, at Marist (1/4/25)	5+ assists	-	1
Blocks.....	Blocks.....1, vs. Fairfield (1/9/25)	10+ assists	-	-
Steals.....2, at Wagner(11/24/25)	Steals.....2, vs. Sacred Heart (12/19/24)	Double-doubles	-	-
Minutes.....24, at Wagner(11/24/25)	Minutes.....30, vs. Sacred Heart (12/19/24)	Led in points	-	3
		Led in rebounds	-	4
		Led in assists	-	3
		Led in blocks	-	1
		Led in steals	1	2

AWARDS

DOUBLE-DIGIT EFFORTS

YEAR	2024-25	2025-26	Total
Points	5 (2-3)	1(1-0)	6
Rebounds	-	-	0
Assists	-	-	0



2 • ISABELLAH MIDDLETON

GRADUATE STUDENT • GUARD • 5-9 • LEESBURG, VA
13.0 PPG, 6.3 RPG, 2.0 APG, 40.8 FG%, 31.6 3FG%, 58.1 FT%, 29.8 MIN/G

Before Iona: (St. Bonaventure)

- Appeared in 38 games with 35 starts for the Bonnies
- Averaged 11.3 points, 5.6 rebounds and 1.1 assists in 29.7 minutes per game
- Appeared in eight games in 2024-25, posting double figures in five games
- Scored 1,000th collegiate point in the second quarter against Loyola Maryland on November 27, 2024
- In 2023-24, led the team with 5.9 rebounds per game and ranked second in scoring

Before Iona: (Slippery Rock)

- Appeared in 40 games over two seasons, making 37 starts
- For her career, averaged 14.9 points, 6.9 rebounds and 1.4 assists in 33.0 minutes per game
- Posted 10 20-point games and eight double-doubles
- 2022-23 All-PSAC West selection and two-time PSAC Scholar-Athlete

SEASON HIGHS	CAREER HIGHS	SUPERLATIVES	SEASON	CAREER
Points.....21, vs. Mercy (11/3/25)	Points.....27, vs. California (PA) (2/6/23)	10+ points	6	61
Rebounds.....10(2x), at New Haven(11/9/25)	Rebounds.....16, vs. Seton Hill (2/4/23)	20+ points	1	15
Field Goals.....8, vs. UIC (11/29/25)	Field Goals.....11 (2x), vs. Clarion (2/23/23)	30+ points	-	-
3PT Field Goals.....8, vs. UIC (11/29/25)	3PT Field Goals.....6, vs. Shippensburg (12/3/22)	5+ rebounds	5	56
Free Throws.....7, at Wagner(11/24/25)	Free Throws.....8 (2x), vs. Canisius (11/19/24)	10+ rebounds	3	15
Assists.....5, vs. Saint Francis (11/28/25)	Assists.....5 (2x), vs. Saint Francis (11/28/25)	5+ assists	1	2
Blocks.....2, vs. UMass Lowell (12/3/25)	Blocks.....2 (3x), vs. UMass Lowell (12/3/25)	10+ assists	-	-
Steals.....4 vs. Mercy (11/3/25)	Steals.....6 at George Washington (2/7/24)	Double-doubles	3	13
Minutes.....37, at Wagner(11/24/25)	Minutes.....	Led in points	4	-
		Led in rebounds	3	-
		Led in assists	3	-
		Led in blocks	2	-
		Led in steals	4	-

AWARDS

DOUBLE-DIGIT EFFORTS

YEAR	2021-22	2022-23	2023-24	2024-25	2025-26	Total
Points	6	26	18	5	6 (5-1)	61
Rebounds	1	9	2	-	3 (3-0)	15
Assists	-	-	-	-	-	-



3 • NEVAEH STONE

SOPHOMORE • GUARD • 5-5 • BRONX, NY
0.0 PPG, --- RPG, --- APG, --- FG%, --- 3FG%, --- FT%, 3.5 MIN/G

- 2024-25:
 - Appeared in five games for the Maroon & Gold
 - Scored first collegiate points against College of Charleston (November 20)
- Before Iona
 - Played scholastically at Monsignor Scanlan High School
 - Earned All-Conference honors as a senior helping lead the Crusaders to a 13-1-1 record and appearance in Tier 1 Varsity AA Championship game.

SEASON HIGHS	CAREER HIGHS	SUPERLATIVES	SEASON	CAREER
Points.....	Points.....2, vs. Charleston (11/20/24)	10+ points	-	-
Rebounds.....	Rebounds.....	20+ points	-	-
Field Goals.....	Field Goals.....1, vs. Charleston (11/20/24)	30+ points	-	-
3PT Field Goals.....	3PT Field Goals.....	5+ rebounds	-	-
Free Throws.....	Free Throws.....	10+ rebounds	-	-
Assists.....	Assists.....	5+ assists	-	-
Blocks.....	Blocks.....	10+ assists	-	-
Steals.....	Steals.....	Double-doubles	-	-
Minutes.....5, at Charleston (11/14/25)	Minutes.....3, vs. Charleston (11/20/24)	Led in points	-	-
		Led in rebounds	-	-
		Led in assists	-	-
		Led in blocks	-	-
		Led in steals	-	-

AWARDS	DOUBLE-DIGIT EFFORTS				
YEAR	2022-23	2023-24	2024-25	2025-26	Total
Points	-	-	-	-	0
Rebounds	-	-	-	-	0
Assists	-	-	-	-	0



4 • ALE CIVERA

SENIOR • GUARD • 5-10 • MADRID, SPAIN
4.1 PPG, 4.4 RPG, 0.5 APG, 31.7 FG%, 20.8 3FG%, 66.7 FT%, 21.5 MIN/G

- 2024-25 Highlights
 - MAAC All-Academic Team
 - Appeared in 27 games off the bench for the Gaels
 - Averaged 1.7 ppg, 1.9 rpg and 0.5 apg across 12.1 mpg
 - Scored a career-high 11 points against Akron (Nov. 29)
- 2023-24 Highlights
 - MAAC All-Academic Team
 - Played in 19 games, making one start
 - Scored a season best 10 points on 5-of-5 shooting with a season-high six rebounds at Manhattan (Mar. 9)
- 2022-23 Highlights
 - Played in six games
 - Scored first basket of collegiate career vs. Rider (Jan. 19); grabbed one rebound vs. Mount St. Mary's (Jan. 12)
- Before Iona
 - Played basketball scholastically at IES Ortega y Gasset.
 - Competed with Spanish national teams in Valencia and Catalonia, winning three gold medals.

SEASON HIGHS	CAREER HIGHS	SUPERLATIVES	SEASON	CAREER
Points.....8 (2x), at Wagner(11/24/25)	Points.....11, vs. Akron (11/29/24)	10+ points	-	2
Rebounds.....7, vs. Mercy (1/3/25)	Rebounds.....7, vs. Mercy (1/3/25)	20+ points	-	-
Field Goals.....2 (2x), vs. UMass Lowell (12/3/25)	Field Goals.....5, at Manhattan (3/9/24)	30+ points	-	-
3PT Field Goals.....2 (2x), at Wagner(11/24/25)	3PT Field Goals.....3, vs. Akron (11/29/24)	5+ rebounds	5	8
Free Throws.....2, at Wagner(11/24/25)	Free Throws.....2 (4x), at Wagner (11/24/25)	10+ rebounds	-	-
Assists.....1 (3x), at Wagner (11/24/25)	Assists.....3, at Rutgers (11/15/24)	5+ assists	-	-
Blocks.....1, at New Haven (11/9/25)	Blocks.....1 (3x), at New Haven (11/9/25)	10+ assists	-	-
Steals.....2 (2x), vs. Saint Francis (11/28/25)	Steals.....2 (6x), vs. Saint Francis (11/28/25)	Double-doubles	-	-
Minutes.....33, at Charleston (11/14/25)	Minutes.....33, at Charleston (11/14/25)	Led in points	-	1
		Led in rebounds	1	1
		Led in assists	-	2
		Led in blocks	1	2
		Led in steals	1	6

AWARDS	DOUBLE-DIGIT EFFORTS				
YEAR	2022-23	2023-24	2024-25	2025-26	Total
Points	-	1 (0-1)	1 (0-1)	-	2
Rebounds	-	-	-	-	0
Assists	-	-	-	-	0



5 • ELLA FAJARDO

GRADUATE STUDENT • GUARD • 5-5 • BEGENFIELD, NJ
4.1 PPG, 2.3 RPG, 2.3 APG, 32.1 FG%, 35.0 3FG%, 90.9 FT%, 24.4 MIN/G

- 2024-25 Highlights

 - MAAC All-Academic Team
 - Averaged 9.3 ppg, 2.6 rpg and 2.6 apg across 26.4 mpg
 - Led the team in assists with 83 on the season; ranked second in scoring and three-point field goal percentage
 - Posted 14 double-digit scoring performances

2023-24 Highlights

 - Played in all 30 games, averaged 7.1 ppg, 3.7 rpg, 3.4 apg and 1.1 spg across an average of 31.6 mpg
 - Led the team in assists and second in steals
 - Ranked fifth in the MAAC with a 1.3 assist to turnover ratio and seventh in assist per game
- Before Iona (FDU)

 - Played in all 32 games for the 2022-23 NEC Regular Season Champion Knights.
 - Averaged 7.5 points per game with 14 double-digit scoring efforts.
 - Named to NEC Winter Academic Honor Roll (Min 3.20 GPA) for 2022-23 school year.

Before Iona (Prep/Philippines National Team)

 - Member of the Philippines senior National Team
 - Earned a bronze medal at the FIBA U18 3x3 Asia Cup in Malaysia

SEASON HIGHS	CAREER HIGHS	SUPERLATIVES	SEASON	CAREER
Points.....20, vs. UMass Lowell (12/3/25)	Points.....22, at Siena (1/25/25)	10+ points	2	38
Rebounds.....4 (2x), vs. UMass Lowell (12/3/25)	Rebounds.....10, at Quinnipiac (1/13/24)	20+ points	1	4
Field Goals.....6, vs. UMass Lowell (12/3/25)	Field Goals.....8, at Siena (1/25/25)	30+ points	-	-
3PT Field Goals.....4, vs. UMass Lowell (12/3/25)	3PT Field Goals.....4 (3x), vs. UMass Lowell (12/3/25)	5+ rebounds	-	10
Free Throws.....4, vs. UMass Lowell (12/3/25)	Free Throws.....8, vs. Cornell (11/12/22)	10+ rebounds	-	1
Assists.....5, vs. UMass Lowell (12/3/25)	Assists.....10, vs. LIU (11/12/23)	5+ assists	1	15
Blocks.....1, vs. UMass Lowell (12/3/25)	Blocks.....1 (3x), vs. UMass Lowell (12/3/25)	10+ assists	-	1
Steals.....1 (3x) , vs. UIC (11/29/25)	Steals.....3 (3x), vs. Quinnipiac (3/7/24)	Double-doubles	-	1
Minutes.....37, vs. UMass Lowell (12/3/25)	Minutes.....40 (2x), vs. Quinnipiac (3/7/24)	Led in points	1	12
		Led in rebounds	-	7
		Led in assists	12	31
		Led in blocks	-	1
		Led in steals	-	13

AWARDS	DOUBLE-DIGIT EFFORTS					
	YEAR	2022-23	2023-24	2024-25	2025-26	Total
	Points	14	8 (3-5)	14 (9-5)	2 (2-0)	38
	Rebounds	-	1 (0-1)	-	-	1
	Assists	-	1 (1-0)	-	-	1



7 • NAOMI BARNWELL

GRADUATE STUDENT • FORWARD • 6-1 •CHANTELOUP-LES-VIGNES, FRANCE
7.3 PPG, 4.8 RPG, 0.8 APG, 33.3 FG%, 20 3FG%, 66.7 FT%, 23.4 MIN/G

- Before Iona (Robert Morris)

 - Appeared in 59 games with 27 starts across two seasons at Robert Morris
 - Averaged 5.8 points and 4.4 rebounds per game while totaling 46 blocks
 - Made 25 starts for the Colonials in 2023-24 with an average of 7.0 points, 5.3 rebounds, 1.0 assists and 0.8 blocks per game
 - Recorded a career-high 19 points to go with 11 rebounds and three assists against Youngstown State (12/3/24)
- Before Iona (Monroe College)

 - Appeared in 49 games with 38 starts in two seasons with the Mustangs
 - Averaged 10.5 points, 6.7 rebounds, 2.2 assists and 1.7 steals and shot 42.4% from the field in an average of 24.6 minutes per game.
 - In 2021-22, ranked second on the team in scoring with 11.8 points per game, first in rebounding at 7.9 rebounds per game. Also ranked second with 2.3 steals and third in assists at 2.5 per game.

SEASON HIGHS	CAREER HIGHS	SUPERLATIVES	SEASON	CAREER
Points.....18, vs. Mercy (11/3/25)	Points.....19, vs. Youngstown St. (12/3/23)	10+ points	2	12
Rebounds.....7, at Davidson (11/16/25)	Rebounds.....11 (2x), vs. Point Park (11/6/24)	20+ points	-	-
Field Goals.....7, vs. Mercy (11/3/25)	Field Goals.....7 (3x), vs. Mercy (11/3/24)	30+ points	-	-
3PT Field Goals.....2, vs. Mercy (11/3/25)	3PT Field Goals.....2, vs. Mercy (1/3/25)	5+ rebounds	3	27
Free Throws.....4, at Wagner (11/24/25)	Free Throws.....9, vs. Milwaukee (12/7/24)	10+ rebounds	-	3
Assists.....1 (2x), at New Haven (11/9/25)	Assists.....4 (2x), at Wright St. (2/21/24)	5+ assists	-	-
Blocks.....4 , vs. UIC (11/29/25)	Blocks.....4 (2x), vs. UIC (11/29/25)	10+ assists	-	-
Steals.....2 (2x), at New Haven (11/9/25)	Steals.....6, vs. Detroit Mercy (1/24/24)	Double-doubles	-	1
Minutes.....30, at New Haven (11/9/25)	M i n u t e s	Led in points	-	-
		Led in rebounds	-	-
		Led in assists	-	-
		Led in blocks	4	-
		Led in steals	1	-

AWARDS	DOUBLE-DIGIT EFFORTS					
	YEAR	2022-23	2023-24	2024-25	2025-26	Total
	Points	-	9	1	2 (2-0)	12
	Rebounds	-	2	1	-	3
	Assists	-	-	-	-	-



10 • ADRIANNA GONZALEZ

SOPHOMORE • GUARD • 5-7 • KENOSHA, WI
2.5 PPG, 1.4 RPG, 0.1 APG, 28.6 FG%, 0 3FG%, 84.6 FT%, 9.4 MIN/G

2024-25 Highlights

- Played in 15 games in first season with the Gaels
- Averaged 1.3 ppg, 0.7 rpg, 0.2 apg across 6.4 mpg
- Tallied first collegiate points on a pair of free throws against College of Charleston (Nov. 20)
- Registered a career-high nine points on 3-of-4 shooting in win against Rider (Jan. 23)
- Recorded a career-high six rebounds at Merrimack (Feb. 22)

Before Iona

- Four-year varisty letterwinner at Indian Trail High School & Academy
- Earned all-conference honors all four seasons, second team selections as freshman, sophomore and junior. Garnered Player of the Year and first team honors as a senior
- Two-time all county first team selection and Player of the Year in senior season
- Eclipsed 1,000 career points in junior season

SEASON HIGHS	CAREER HIGHS	SUPERLATIVES	SEASON	CAREER
Points.....10, at New Haven (11/9/25)	Points.....10, at New Haven (11/3/25)	10+ points	1	1
Rebounds.....3, at New Haven (11/9/25)	Rebounds.....6, at Merrimack (2/22/25)	20+ points	-	-
Field Goals.....2 (3x), vs. UMass Lowell (12/3/25)	Field Goals.....3, vs. Rider (1/23/25)	30+ points	-	-
3PT Field Goals.....	3PT Field Goals.....1, vs. Rider (1/23/25)	5+ rebounds	-	1
Free Throws.....6, at New Haven (11/9/25)	Free Throws.....6, at New Haven (11/3/25)	10+ rebounds	-	-
Assists.....1, at New Haven (11/9/25)	Assists.....1 (3x), vs. Canisius (3/1/25)	5+ assists	-	-
Blocks.....1, vs. UMass Lowell (12/3/25)	Blocks.....1 (2x), vs. UMass Lowell (12/3/25)	10+ assists	-	-
Steals.....2, vs. UMass Lowell (12/3/25)	Steals.....2 (3x), vs. UMass Lowell (12/3/25)	Double-doubles	-	-
Minutes.....23, vs. UMass Lowell (12/3/25)	Minutes.....23, vs. UMass Lowell (12/3/25)	Led in points	-	-
		Led in rebounds	-	1
		Led in assists	-	-
		Led in blocks	-	-
		Led in steals	1	1

AWARDS	YEAR	2022-23	2023-24	2024-25	2025-26	Total
	Points	-	-	-	1 (1-0)	1
	Rebounds	-	-	-	-	0
	Assists	-	-	-	-	0



11 • CLAUDIA FIEL

JUNIOR • GUARD • 5-7 • PONTEVEDRA, SPAIN
2.9 PPG, 3.6 RPG, 1.6 APG, 26.5 FG%, 0 3FG%, 28.6 FT%, 21.4 MIN/G

Before Iona (Cal Baptist)

- Appeared in 45 games with 15 starts in two seasons at Cal Baptist
- Member of the 2023-24 WAC Regular Season and Championship winning team that made the school's first appearance in the NCAA Tournament
- Posted four-double digit scoring efforts in 2024-25 including a career-high 18 points against Southern Utah (1/25/25)

Before Iona (Prep)

- Played club basketball for Celta Baloncesto de Vigo

SEASON HIGHS	CAREER HIGHS	SUPERLATIVES	SEASON	CAREER
Points.....4, vs. Mercy (11/3/25)	Points.....18 (2x), vs. Southern Utah (1/25/25)	10+ points	-	4
Rebounds.....6, at New Haven (11/9/25)	Rebounds.....6 (2x), vs. Texas Southern (12/19/24)	20+ points	-	-
Field Goals.....2 (3x), vs. Saint Francis (11/28/25)	Field Goals.....8, vs. Southern Utah (1/25/25)	30+ points	-	-
3PT Field Goals.....	3PT Field Goals.....2, vs. Texas Southern (12/19/24)	5+ rebounds	2	5
Free Throws.....1 (2x), at Wagner(11/24/25)	Free Throws.....2, vs. Texas Southern (12/19/24)	10+ rebounds	-	-
Assists.....5, vs. Mercy (1/3/25)	Assists.....9, vs. Tarlton St. (1/16/25)	5+ assists	1	3
Blocks.....	Blocks.....1 (2x), vs. Utah Tech (2/15/25)	10+ assists	-	-
Steals.....3, vs. Mercy (1/3/25)	Steals.....4, vs. Southern Utah (1/25/25)	Double-doubles	-	-
Minutes.....29, vs. Mercy (1/3/25)	Minutes.....	Led in points	-	-
		Led in rebounds	-	-
		Led in assists	2	-
		Led in blocks	-	-
		Led in steals	1	1

AWARDS	YEAR	2022-23	2023-24	2024-25	2025-26	Total
	Points	-	-	4	-	4
	Rebounds	-	-	3	-	3
	Assists	-	-	2	-	2



12 • WILMA TUOMI

FRESHMAN • FORWARD • 6-1 • HELSINKI, FINLAND
-- PPG, -- RPG, -- APG, -- FG%, -- 3FG%, -- FT%, -- MIN/G

Before Iona (Prep/National Team)

- Spent the last three seasons playing for HBA-Märsky in the Naisten Korisliiga
- Made 26 starts and averaged 7.1 points, 4.9 rebounds and 1.4 assists per game in 2024-25
- Started 27 games and averaged 7.8 points, 3.3 rebounds, 1.5 assists and 1.5 steals per game in 2023-24
- Helped lead Finland to a 10th place finish in the 2023 FIBA U18 European Championship with 9.9 points and 4.3 rebounds per game.

SEASON HIGHS	CAREER HIGHS	SUPERLATIVES	SEASON	CAREER
Points.....	Points.....	10+ points		-
Rebounds.....	Rebounds.....	20+ points	-	-
Field Goals.....	Field Goals.....	30+ points	-	-
3PT Field Goals.....	3PT Field Goals.....	5+ rebounds	-	-
Free Throws.....	Free Throws.....	10+ rebounds	-	-
Assists.....	Assists.....	5+ assists	-	-
Blocks.....	Blocks.....	10+ assists	-	-
Steals.....	Steals.....	Double-doubles	-	-
Minutes.....	Minutes.....	Led in points	-	-
		Led in rebounds	-	-
		Led in assists	-	-
		Led in blocks	-	-
		Led in steals	-	-

AWARDS	DOUBLE-DIGIT EFFORTS				
	2022-23	2023-24	2024-25	2025-26	Total
Points	-	-	-	-	-
Rebounds	-	-	-	-	-
Assists	-	-	-	-	-



13 • YANNIE CHAN

GRADUATE STUDENT • GUARD • 5-10 • HONG KONG
11.8 PPG, 4.2 RPG, 3.9 APG, .403 FG%, .333 3FG%, .699 FT%, 22.8 MIN/G (CAREER AVERAGES AT EMMANUEL COLLEGE)

Before Iona (Emmanuel College)

- Played two seasons at Emmanuel College in Boston, Massachusetts
- 2022-23 GNAC Player of the Year, All-Conference First Team selection
- D3Hoops.com All-Region Second Team in 2022-23
- College Sports Communicators Academic All-District honoree
- GNAC All-Conference Third Team selection in 2021-22

Before Iona (Prep/National Team)

- Member of Hong Kong Women Basketball National Team
- Represented her country at the 2023 Asian Games
- Attended Heep Yun School in Hong Kong, China, serving as team captain
- Named the Nike All-Hong Kong Schools Jing Ying Basketball Tournament-Most Valuable Player
- Hong Kong Interscholar Basketball Marathon - Most Valuable Player honors

SEASON HIGHS		CAREER HIGHS		SUPERLATIVES		SEASON	CAREER
Points.....		Points.....	27, at Albertus Magnus (12/3/22)	10+ points			29
Rebounds.....		Rebounds.....	16, vs. Saint Joseph (CT) (2/8/22)	20+ points	-		6
Field Goals.....		Field Goals.....	9, 3 Times, last at St. Joseph's (ME) (2/11/23)	30+ points	-		-
3PT Field Goals.....		3PT Field Goals.....	5, 2 Times, last vs. St. Joseph's (ME) (2/11/23)	5+ rebounds	-		18
Free Throws.....		Free Throws.....	9, vs. MIT (11/18/21)	10+ rebounds	-		1
Assists.....		Assists.....	10, 2 Times, last vs. Rivier (1/26-23)	5+ assists	-		16
Blocks.....		Blocks.....	2, 4 Times	10+ assists	-		2
Steals.....		Steals.....	6, vs. Colby, (12/29/22)	Double-doubles	-		3
Minutes.....	2, vs. Saint Francis (11/28/25)	Minutes.....		Led in points	-		-
				Led in rebounds	-		-
				Led in assists	-		-
				Led in blocks	-		-
				Led in steals	-		-

AWARDS	DOUBLE-DIGIT EFFORTS						
	YEAR	2021-22	2022-23	2023-24	2024-25	2025-26	Total
	Points	11	18	-	-	-	29
	Rebounds	-	1	-	-	-	1
	Assists	-	2	-	-	-	2



14 • MYA ZACCAGNINI

JUNIOR • GUARD • 5-5 • WATERBURY, CT
6.9 PPG, 4.1 RPG, 2.9 APG, 30.2 FG%, 27.6 3FG%, 9.0 FT%, 27.8 MIN/G

2024-25 Highlights

- Appeared in all 32 games for the Gaels
- Averaged 4.3 ppg, 1.8 rpg and 1.2 apg across 14.2 mpg
- Recorded four double-digit scoring performances on the year

2023-24 Highlights

- Played in 15 games, making one start
- Averaged 3.1 ppg and 1.9 rpg, 1.5 apg across 15.7 mpg

Before Iona

- Decorated scholastic career at Holy Cross High School, holds the schools all-time scoring record with 1,581 career points.
- A two-time CHSCA All-State Selection and four-time All-Naugatuck Valley League selection.
- Won the 2022 CIAC Class M Championship as a junior, scoring her 1,000 career point in the 61-38 victory.
- Led the team to three NLV conference championships.

SEASON HIGHS	CAREER HIGHS	SUPERLATIVES	SEASON	CAREER
Points.....11, at Davidson (11/16/25)	Points.....16, at Canisius (1/16/25)	10+ points	2	7
Rebounds.....9, vs. Mercy (1/3/25)	Rebounds.....9, vs. Mercy (1/3/25)	20+ points	-	-
Field Goals.....5, at Davidson (11/16/25)	Field Goals.....5 (4x), at Davidson (11/16/25)	30+ points	-	-
3PT Field Goals.....2, at New Haven (11/9/25)	3PT Field Goals.....3, at Hofstra (12/29/24)	5+ rebounds	1	2
Free Throws.....2 (3x), vs. Saint Francis (11/28/25)	Free Throws.....5, at Canisius (1/16/25)	10+ rebounds	-	-
Assists.....5, vs. UMass Lowell (12/3/25)	Assists.....6, vs. Saint Peter's (1/18/24)	5+ assists	1	3
Blocks.....2, vs. Mercy (1/3/25)	Blocks.....2, vs. Mercy (1/3/25)	10+ assists	-	-
Steals.....4, vs. Saint Francis (11/28/25)	Steals.....4, vs. Saint Francis (11/28/25)	Double-doubles	-	-
Minutes.....34, vs. UMass Lowell (12/3/25)	Minutes.....37, at Quinnipiac (1/13/24)	Led in points	-	3
		Led in rebounds	-	-
		Led in assists	4	10
		Led in blocks	1	2
		Led in steals	1	7

AWARDS	DOUBLE-DIGIT EFFORTS					
	YEAR	2022-23	2023-24	2024-25	2025-26	Total
	Points	-	1 (1-0)	4 (0-4)	2 (1-1)	7
	Rebounds	-	-	-	-	0
	Assists	-	-	-	-	0



18 • JOHANNA FLORES

FRESHMAN • FORWARD • 6-1 • CANANEA, MEXICO
0.8 PPG, 0.6 RPG, 0.6 APG, 100 FG%, 0 3FG%, 0 FT%, 6.6 MIN/G

Before Iona (Prep/National Team)

- Averaged 18 points, 10 rebounds and eight assists on The Grind Session circuit for Academy of Central Florida
- Named Under the Radar Player of the Year, All-Star
- Led Mexico to runner up finish at the 2023 Centrobasket U17 Women's Championship in 2023 after recording 10.2 points, 8.4 rebounds and 3.4 assists per game and First Team honors
- Earned BWB Patrick Baumann Sportsmanship Award at the Basketball Without Borders Americas 2023 event in Montreal

SEASON HIGHS	CAREER HIGHS	SUPERLATIVES	SEASON	CAREER
Points.....2 (2x), at Davidson (11/16/25)	Points.....2 (2x), at Davidson (11/16/25)	10+ points	-	-
Rebounds.....3, at Charleston (11/14/25)	Rebounds.....3, at Charleston (11/14/25)	20+ points	-	-
Field Goals.....1, at Charleston (11/14/25)	Field Goals.....1, at Charleston (11/14/25)	30+ points	-	-
3PT Field Goals.....	3PT Field Goals.....	5+ rebounds	-	-
Free Throws.....	Free Throws.....	10+ rebounds	-	-
Assists.....2, at Charleston (11/14/25)	Assists.....2, at Charleston (11/14/25)	5+ assists	-	-
Blocks.....	Blocks.....	10+ assists	-	-
Steals.....1, vs. Mercy (1/3/25)	Steals.....1, vs. Mercy (1/3/25)	Double-doubles	-	-
Minutes.....18, at Davidson (11/16/25)	Minutes.....18, at Davidson (11/16/25)	Led in points	-	-
		Led in rebounds	-	-
		Led in assists	-	-
		Led in blocks	-	-
		Led in steals	-	-

AWARDS	DOUBLE-DIGIT EFFORTS					
	YEAR	2022-23	2023-24	2024-25	2025-26	Total
	Points	-	-	-	-	-
	Rebounds	-	-	-	-	-
	Assists	-	-	-	-	-



21 • AMAYA B. EVANS

SENIOR • GUARD • 5-5 • NEPTUNE, NJ
1.9 PPG, 0.6 RPG, 0.4 APG, 39.4 FG%, 22.2 3FG%, 37.5 FT%, 8.0 MIN/G - 2024-25

2024-25 Highlights

- Played in 17 games with one start for the Gaels
- Averaged 1.8 ppg, .6 rpg and .4 apg across 7.5 mpg
- Scored a career-high seven points to go with three rebounds and two steals in 13 minutes at Rutgers (Nov. 15)

2023-24 Highlights

- Played in 14 games
- Averaged 1.4 ppg, .6 rpg and .6 apg cross 7.8 mpg
- Dished out a season best three assists in road win over Saint Peter's (Feb. 17)

2022-23 Highlights

- Played in 12 games
- Averaged 0.6 ppg across 3.7 mpg
- Registered season-best four points, two rebounds and three assists vs. Saint Peter's (Jan. 26)

Before Iona

- Played her high school ball at Neptune and AAU for Team Sharp.
- Hoop Group First Team All-Freshman honoree at Neptune and was named to the 2020 Hoop Group Most Improved Team.

SEASON HIGHS		CAREER HIGHS	SUPERLATIVES	SEASON	CAREER
Points.....		Points.....	7, at Rutgers (11/15/24)	10+ points	-
Rebounds.....		Rebounds.....	4, vs. Siena (2/8/24)	20+ points	-
Field Goals.....		Field Goals.....	3, at Rutgers (11/15/24)	30+ points	-
3PT Field Goals.....		3PT Field Goals.....	1 (3x), last vs. Wagner (11/26/24)	5+ rebounds	-
Free Throws.....		Free Throws.....	4, at Fairfield (1/11/24)	10+ rebounds	-
Assists.....		Assists.....	3 (2x), at Saint Peter's (2/17/24)	5+ assists	-
Blocks.....		Blocks.....	1, at Merrimack (2/22/25)	10+ assists	-
Steals.....		Steals.....	2 (2x), at Merrimack (2/22/25)	Double-doubles	-
Minutes.....		Minutes.....	27, vs. Siena (2/8/24)	Triple-doubles	-
				Led in points	-
				Led in rebounds	1
				Led in assists	1
				Led in blocks	-
				Led in steals	4

AWARDS		DOUBLE-DIGIT EFFORTS				
YEAR		2022-23	2023-24	2024-25	2025-26	Total
Points		-	-	-	-	0
Rebounds		-	-	-	-	0
Assists		-	-	-	-	0



30 • ZOEY WARD

JUNIOR • FORWARD • 6-0 • GASTONIA, NC
11.3 PPG, 8.4 RPG, 1.4 APG, 33.0 FG%, 28.0 3FG%, 65.0 FT%, 34.1 MIN/G

2024-25 Highlights

- Appeared in 31 games with 30 starts for the Maroon & Gold
- Tallied 8.7 ppg, 5.6 rpg, 1.5 apg and 1.2 spg across 27.5 mpg
- Led the Gaels in rebounding and ranked third on the team in scoring and steals
- Recorded 11 double-digit scoring efforts and two double doubles on the season
- Posted a career-high 21 points at Siena (Jan. 25)

2023-24 Highlights

- Played in 29 games
- Averaged 3.0 ppg and 1.7 rpg across 11.8 mpg

Before Iona

- Played scholastically at Ashbrook High School before finishing her career at Concord Academy.
- Led Concord Academy to a NCISAA 3A State Championship as a senior, scoring 28 points in the title game.
- Garnered NCISAA All-State honors in 2023.

SEASON HIGHS		CAREER HIGHS	SUPERLATIVES	SEASON	CAREER
Points.....	21, at Davidson (11/16/25)	Points.....	21 (2x), at Davidson (11/16/25)	10+ points	5
Rebounds.....	13, vs. Saint Francis (11/28/25)	Rebounds.....	13, vs. Saint Francis (11/28/25)	20+ points	1
Field Goals.....	9, at Davidson (11/16/25)	Field Goals.....	9, at Davidson (11/16/25)	30+ points	-
3PT Field Goals.....	3, at Davidson (11/16/25)	3PT Field Goals.....	3 (2x), at Davidson (11/16/25)	5+ rebounds	8
Free Throws.....	4 (2x), vs. UIC (11/29/25)	Free Throws.....	4 (6x), vs. UIC (11/29/25)	10+ rebounds	3
Assists.....	4, vs. UMass Lowell (12/3/25)	Assists.....	5, vs. Sacred Heart (12/19/24)	5+ assists	-
Blocks.....	1, vs. UIC (11/29/25)	Blocks.....	2 (2x), at Marist (1/2/25)	10+ assists	-
Steals.....	3, vs. UMass Lowell (12/3/25)	Steals.....	4, at Marist (1/2/25)	Double-doubles	3
Minutes.....	38, vs. UIC (11/29/25)	Minutes.....	38 (2x), vs. UIC (11/29/25)	Led in points	3
				Led in rebounds	5
				Led in assists	1
				Led in blocks	-
				Led in steals	11

AWARDS		DOUBLE-DIGIT EFFORTS				
YEAR		2022-23	2023-24	2024-25	2025-26	Total
Points		-	1 (1-0)	11 (5-6)	5 (3-2)	17
Rebounds		-	-	3 (2-1)	3 (3-0)	6
Assists		-	-	-	-	0

IONA ALL-TIME WIN-LOSS RECORDS

Year	Coach	W	L	Pct	PF	Avg.	PA	Avg.	Home	Away	Neutral	MAAC	Home	Away	Tourney
1974-75	Sandie Capifali	12	5	.706	994	58.5	694	40.8	7-3	2-2	3-0	-	-	-	-
1975-76	Sandie Capifali	12	8	.600	1,276	63.8	946	47.3	5-2	6-4	1-2	-	-	-	-
1976-77	Sandie Capifali	24	8	.750	2,190	68.4	1,650	51.6	16-3	6-3	2-2	-	-	-	-
1977-78	Sandie Capifali	16	13	.552	1,846	63.7	1,705	58.8	10-2	6-7	0-4	-	-	-	-
1978-79	Sandie Capifali	19	10	.655	1,911	65.9	1,766	60.9	11-4	4-5	4-1	-	-	-	-
1979-80	Sandie Capifali	14	12	.538	1,739	66.9	1,700	65.4	8-6	6-5	0-1	-	-	-	-
1980-81	Sandie Capifali	12	18	.400	2,007	66.9	2,037	67.9	9-7	2-6	1-5	-	-	-	-
1981-82	Sandie Capifali	14	12	.538	1,596	61.4	1,592	61.2	8-5	6-4	0-3	3-2	1-1	2-1	0-2
1982-83	Sandie Capifali	11	15	.423	1,568	60.3	1,645	63.3	8-6	3-8	0-1	3-7	3-2	0-5	0-0
1983-84	Sandie Capifali	7	21	.250	1,668	59.6	1,876	67.0	4-12	3-8	0-1	3-9	2-6	1-3	0-1
1984-85	RoseMarie Battaglia	9	18	.333	1,777	65.8	1,957	72.5	5-6	3-9	0-1	2-10	1-5	1-5	0-0
1985-86	RoseMarie Battaglia	8	23	.258	2,141	69.1	2,425	78.2	2-12	5-9	1-2	1-11	0-6	1-5	0-1
1986-87	RoseMarie Battaglia	11	17	.393	2,090	74.6	2,361	84.3	9-4	1-9	1-4	4-8	4-2	0-6	0-1
1987-88	RoseMarie Battaglia	6	22	.214	2,065	73.8	2,457	87.8	4-12	2-9	0-1	1-11	0-6	1-5	0-1
1988-89	Fran Clemente	9	19	.321	1,737	62.0	1,902	67.9	4-7	3-9	2-3	1-11	0-6	1-5	0-1
1989-90	Fran Clemente	3	25	.107	1,639	58.5	1,974	70.5	2-10	1-11	0-4	2-8	1-4	1-4	0-1
1990-91	Fran Clemente	5	24	.172	1,529	52.7	1,978	68.2	3-9	1-13	1-2	2-14	2-6	0-8	1-1
1991-92	Fran Clemente	5	24	.172	1,587	54.7	1,944	67.0	3-10	1-12	1-2	0-16	0-8	0-8	1-1
1992-93	Fran Clemente	12	15	.444	1,695	62.8	1,717	63.6	8-5	4-9	0-1	5-9	4-3	1-6	0-1
1993-94	Harry Hart	7	20	.259	1,639	60.7	1,906	70.6	4-8	3-11	0-1	5-9	4-3	1-6	0-1
1994-95	Harry Hart	4	23	.148	1,544	57.2	1,965	72.8	2-9	1-12	1-2	1-13	0-7	1-6	0-1
1995-96	Harry Hart	7	20	.259	1,603	59.4	1,891	70.0	3-10	4-9	0-1	3-11	1-6	2-5	0-1
1996-97	Harry Hart	7	20	.259	1,650	61.1	1,801	66.7	4-6	2-13	1-1	5-9	3-4	2-5	0-1
1997-98	Michelle Brusseau	10	17	.370	1,634	60.5	1,734	64.2	6-6	4-8	0-3	9-9	5-4	4-5	0-1
1998-99	Michelle Brusseau	11	16	.407	1,704	63.1	1,791	66.3	5-5	6-9	0-2	8-10	4-5	4-5	0-1
1999-00	Michelle Brusseau	8	20	.286	1,826	65.2	2,010	71.8	5-8	3-10	0-2	6-12	4-5	2-7	0-1
2000-01	Michelle Brusseau	9	19	.321	1,738	62.1	1,959	70.0	5-8	4-9	0-2	6-12	3-6	3-6	0-1
2001-02	Michelle Brusseau	8	21	.276	1,729	59.6	2,020	69.7	5-8	2-12	1-1	5-13	3-6	2-7	1-1
2002-03	Anthony Bozzella	1	27	.036	1,539	55.0	1,985	70.9	0-12	1-14	0-1	0-18	0-9	0-9	0-1
2003-04	Anthony Bozzella	7	21	.250	1,759	62.8	1,882	67.2	3-8	4-11	0-2	6-12	3-6	3-6	0-1
2004-05	Anthony Bozzella	6	22	.214	1,770	63.2	2,053	73.3	3-10	3-10	0-2	4-14	3-6	1-8	0-1
2005-06	Anthony Bozzella	17	12	.586	1,959	67.6	1,913	66.0	8-4	8-6	1-2	13-5	6-3	7-2	1-1
2006-07	Anthony Bozzella	21	13	.618	2,105	61.9	2,052	60.4	11-2	8-10	2-1	13-5	8-1	5-4	2-1
2007-08	Anthony Bozzella	20	14	.588	2,401	70.6	2,287	67.3	9-4	8-9	3-1	11-7	6-3	5-4	2-1
2008-09	Anthony Bozzella	18	13	.581	1,971	63.6	1,891	61.0	8-5	9-7	1-1	10-8	5-4	5-4	1-1
2009-10	Anthony Bozzella	18	14	.563	2,050	64.1	2,051	61.6	10-4	7-7	1-3	13-5	7-2	6-3	1-1
2010-11	Anthony Bozzella	11	20	.355	1,815	58.5	1,972	63.6	6-6	5-11	0-3	7-11	4-5	3-6	0-1
2011-12	Anthony Bozzella	13	18	.419	1,951	62.9	2,103	67.8	9-4	3-13	1-1	8-10	6-3	2-7	1-1
2012-13	Anthony Bozzella	20	13	.606	2,148	65.1	2,085	63.2	9-3	9-9	2-1	13-5	7-2	6-3	2-1
2013-14	Billi Chambers	26	6	.813	2,380	74.4	2,165	67.7	13-3	12-2	1-1	18-2	9-1	9-1	1-1
2014-15	Billi Chambers	15	15	.517	2,071	69.0	1,988	66.3	8-6	7-8	0-1	12-8	6-4	6-4	0-1
2015-16	Billi Chambers	23	12	.657	2,187	62.5	2,000	57.1	11-2	9-8	3-2	16-4	9-1	7-3	3-0
2016-17	Billi Chambers	18	13	.581	1,836	59.2	1,785	57.6	11-4	6-8	1-1	12-8	7-3	5-5	1-1
2017-18	Billi Chambers	2	28	.067	1,571	52.4	1,983	66.1	1-13	1-14	0-1	2-16	1-8	1-8	0-1
2018-19	Billi Chambers	5	26	.161	1,461	47.1	1,963	63.3	2-13	3-12	0-1	3-15	1-8	2-7	1-1
2019-20	Billi Chambers	9	21	.300	1,584	52.8	1,881	62.7	3-10	6-8	0-3	8-12	3-7	5-5	0-1
2020-21	Billi Chambers	6	9	.400	820	54.7	845	56.3	3-4	3-4	0-1	5-6	2-3	3-3	0-1
2021-22	Billi Chambers	11	16	.407	1,521	56.3	1,589	58.9	6-7	4-8	1-1	8-12	5-5	3-7	1-1
2022-23	Billi Chambers	26	7	.888	2,079	63.0	1,831	55.5	12-2	11-4	3-1	18-2	9-1	9-1	3-0
2023-24	Ang Szumilo	11	19	.367	1,729	57.6	1,897	63.2	5-8	6-10	0-1	6-14	3-7	3-7	0-1
2024-25	Ang Szumilo	11	21	.000	1,780	55.6	2,010	62.8	7-7	3-11	1-3	8-12	5-5	3-7	1-1
2025-26	Ang Szumilo	4	2	.667	331	55.2	340	56.7	2-0	2-2	--	--	--	--	--
OVERALL		599	866	.408	90,956	62.1	95,807	65.4	325-334	232-441	42-91	289-425	159-199	130-226	24-41

IONA INDIVIDUAL RECORDS - SINGLE SEASON

(ACTIVE PLAYER IN BOLD)

SCORING

1.	Damika Martinez	2014
2.	Damika Martinez	2015
3.	Damika Martinez	2013
4.	Maggie Timoney	1988
5.	Maggie Timoney	1987
6.	Joanna Ryan	1986
7.	Joy Adams	2014
8.	Michelle Fahy	2004
9.	Joy Adams	2016
10.	Damika Martinez	2012

THREE-POINT FIELD GOALS

1.	Damika Martinez	2014
2.	Kate Mager	2023
3.	Aaliyah Robinson	2016
4.	Damika Martinez	2013
5.	Morgan Rachu	2019
6.	Damika Martinez	2015
7.	Morgan Rachu	2020
8.	Alexis Lewis	2017
9.	Aaliyah Robinson	2015
10.	Meg Abele	2004
	Jennifer Spafford	1992

FT PERCENTAGE (MIN. 75 MADE)

1.	Melissa Yeagley	2005	.902
2.	Damika Martinez	2014	.881
3.	Karen Culbertson	2000	.878
4.	Karen Culbertson	2001	.876
5.	Michelle Fahy	2004	.875
6.	Damika Martinez	2015	.850
7.	Aleesha Powell	2014	.847
8.	Maggie Timoney	1987	.844
9.	Maggie Timoney	1988	.834
10.	Meg Abele	2005	.833

SCORING AVERAGE

1.	Damika Martinez	2014
2.	Damika Martinez	2015
3.	Maggie Timoney	1988
4.	Maggie Timoney	1987
5.	Michelle Fahy	2004
6.	Damika Martinez	2013
7.	Joanne Ryan	1986
8.	Suzanna Radday	1997
9.	Megan Cobb	2000
10.	Martina Weber	2007

THREE-POINT FIELD GOALS ATTEMPTED

1.	Morgan Rachu	2019
2.	Damika Martinez	2014
3.	Aaliyah Robinson	2016
4.	Jennifer Spafford	1992
5.	Alexis Lewis	2018
6.	Aaliyah Robinson	2015
7.	Alexis Lewis	2017
8.	Damika Martinez	2015
9.	Damika Martinez	2013
10.	Philecia Atkins-Gilmore	2016

REBOUNDS

1.	Joy Adams	2014	442
2.	Joy Adams	2016	419
3.	Maria Johnson	1978	407
4.	Linda McKetney	1979	397
5.	Joy Adams	2015	377
6.	Linda McKetney	1978	372
7.	Joy Adams	2013	352
8.	Linda McKetney	1980	350
9.	Anna McLean	2008	342
10.	Linda McKetney	1977	311

FIELD GOALS

1.	Damika Martinez	2014
2.	Damika Martinez	2015
3.	Joanne Ryan	1986
4.	Damika Martinez	2013
5.	Maggie Timoney	1987
6.	Joy Adams	2014
7.	Patty Reynolds	1990
8.	Celeste Grier	1981
9.	Linda McKetney	1979
10.	Michelle Fahy	2004
	Maria Johnson	1978

THREE-POINT FIELD GOAL PERCENTAGE**(Min. 15 Attempts)**

1.	Kate Mager	2023
2.	Megan Cobb	1999
3.	Cassidee Ranger	2013
4.	Damika Martinez	2014
5.	Aleesha Powell	2014
6.	Damika Martinez	2013
7.	Nancy Seltzer	1993
8.	Maggie Timoney	1989
9.	Sandy Bisogno	1998
10.	Tiara Headen	2006

REBOUNDING AVERAGE

1.	Joy Adams	2014	13.8
2.	Linda McKetney	1980	13.5
3.	Maria Johnson	1977	13.1
4.	Joy Adams	2015	12.6
5.	Joy Adams	2016	12.0
6.	Linda McKetney	1977	11.5
7.	Joy Adams	2013	10.7
8.	Delia Newson	1999	10.4
9.	Anna McLean	2008	10.1
10.	Anna McLean	2010	8.5

FIELD GOAL ATTEMPTS

1.	Joanne Ryan	1986
2.	Damika Martinez	2014
3.	Damika Martinez	2015
4.	Damika Martinez	2013
5.	Maggie Timoney	1987
6.	Maggie Timoney	1988
7.	Damika Martinez	2012
8.	Alexis Lewis	2017
	Joy Adams	2016
	Patty Reynolds	1990

FREE THROWS

1.	Maggie Timoney	1988
2.	Megan Cobb	2002
3.	Michelle Fahy	2004
4.	Maggie Timoney	1987
5.	Megan Cobb	2000
6.	Joy Adams	2014
7.	Karen Culbertson	2000
8.	Joy Adams	2016
9.	Damika Martinez	2015
10.	Megan Cobb	2001

ASSISTS

1.	Marina Lizarazu	2015	175
2.	Marina Lizarazu	2016	171
3.	Ketsia Athias	2023	160
4.	Toni Horvath	2007	158
5.	Toni Horvath	2006	153
6.	Suzi Fregosi	2010	152
7.	Suzi Fregosi	2009	151
8.	Kathy Touns	1993	148
9.	Karen Shutz	2000	132
10.	Kathy Touns	1992	130

**FIELD GOAL PERCENTAGE
(Min. 100 Attempts)**

1.	Linda McKetney	1972
2.	Linda McKetney	1980
3.	Ketsia Athias	2022
4.	Martina Weber	2007
5.	Maria Johnson	1977
6.	Maria Johnson	1978
7.	Trinette Gooding	2004
	Maggie Muldoon	N/A
9.	Anna McLean	2008
10.	Anna McLean	2006

FREE THROW ATTEMPTS

1.	Maggie Timoney	1988
2.	Megan Cobb	2002
3.	Joy Adams	2016
4.	Joy Adams	2014
5.	Megan Cobb	2000
6.	Michelle Fahy	2004
7.	Maggie Timoney	1987
8.	Anna McLean	2008
9.	Megan Cobb	2001
10.	Suzzanna Radday	1997

ASSISTS PER GAME

1.	Marina Lizarazu	2015	6.3
2.	Kathy Touns	1993	5.5
3.	Toni Horvath	2006	5.3
4.	Marina Lizarazu	2016	4.9
	Suzi Fregosi	2009	4.9
	Karen Shutz	2000	4.9
7.	Suzi Fregosi	2010	4.8
8.	Karen Shutz	1997	4.7
9.	Toni Horvath	2007	4.6
10.	Suzi Fregosi	2012	4.5

IONA TOP SINGLE-GAME PERFORMANCES

(ACTIVE PLAYER IN BOLD>

HIGHEST SCORING EFFORTS (30+)

46	Damika Martinez vs. Rider (2013-14)
42	Damika Martinez vs. Columbia (2013-14)
41	Damika Martinez vs. Rider (2014-15)
38	Maria Johnson (1978-79)
	Natalia Otkhmezuri vs. Marist (2023-24)
37	Damika Martinez vs. Sacred Heart (2014-15)
36	Damika Martinez vs. Canisius (2013-14)
35	Damika Martinez vs. Arizona (2013-14)
34	Damika Martinez vs. Niagara (2014-15)
	Damika Martinez at Columbia (2012-13)
	Damika Martinez at Rider (2011-12)
	Kristina Ford vs. NC AT&T (2011-12)
	Michelle Fahy vs. Bucknell (2003-04)
	Maggie Timoney vs. Manhattan (1986-87)
33	Damika Martinez vs. Sacred Heart (2013-14)
	Michelle Fahy vs. Rider (2003-04)
	Michelle Fahy vs. Loyola (2003-04)
	Maggie Muldoon vs. St. Peter's (1976-77)
32	Damika Martinez at Canisius (2014-15)
	Damika Martinez vs. Quinnipiac (2013-14)
	Martina Weber at Indiana (2006-07)
	Joanne Ryan at LIU (1983-84)
31	Damika Martinez vs. Canisius (2014-15)
	Damika Martinez vs. UCF (2014-15)
	Damika Martinez vs. Rider (2012-13)
	Sue Radday at St. Peter's (1996-97)
	Maggie Timoney vs. St. Francis (1987-88)
	Emily Mojica at Fairfield (1984-85)
30	Sierra DeAngelo at BCU (2023-24)
	Sue Radday vs. Drexel (1994-95)
	Maggie Timoney at FIU (1987-88)
	Michelle Fahy vs. St. Peter's (2003-04)
	Juana Camilion at Canisius (2021-22)

HIGHEST REBOUNDING EFFORTS (20+)

26	Joy Adams at Monmouth (2014-15)
24	Joy Adams vs. Monmouth (2015-16)
	Joy Adams vs. Marist (2015-16)
	Joy Adams vs. Marist (2014-15)
23	Joy Adams at Fairfield (2015-16)
	Linda McKetney vs. Sacred Hrt (1979-80)
21	Joy Adams at Quinnipiac (2014-15)
	Joy Adams at UCF (2013-14)
	Joy Adams at Drexel (2012-13)
	Delia Newson vs. Rider (1998-1999)
	Katie Ulrich at Rider (1997-98)
	Lori Page vs. Niagara (1986-87)
20	Joy Adams at Rider (2015-16)
	Joy Adams at Rider (2013-14)
	Anna McLean at Canisius (2007-08)
	Regina McLain vs. St. Francis (1987-88)
	Karen Hennessy at Drexel (1986-87)
	Maria Johnson vs. Fordham (1980-81)
	Kathleen Kely vs. Sacred Heart (1980-81)
	Linda McKetney at Seton Hall (1979-80)

MOST FG MADE (13+)

17	Damika Martinez vs. Columbia (2013-14)
15	Michelle Fahy vs. Loyola (2003-04)
	Michelle Fahy vs. Rider (2003-04)
14	Damika Martinez vs. Canisius (2012-13)
	Damika Martinez vs. Rider (2012-13)
	Michelle Fahy vs. Bucknell (2003-04)
13	Damika Martinez vs. Sacred Hrt (2014-15)
	Kristina Ford vs. NC AT&T (2011-12)
	Martina Weber at Indiana (2006-07)

HIGHEST FG ATTEMPTED (24+)

27	Damika Martinez vs. Sacred Heart (2014-15)
	Michelle Fahy vs. Loyola (2003-04)
25	Michelle Fahy vs. Rider (2003-04)
	Damika Martinez vs. Arizona (2013-14)
	Damika Martinez vs. Columbia (2013-14)
	Michelle Fahy vs. Rider (2003-04)
24	Damika Martinez at UCF (2013-14)
	Damika Martinez vs. Niagara (2011-12)
	Thazina Cook at Loyola (2008-09)

THREE-POINT FG MADE (7+)

7	Olivia Vezaldenos at Niagara (2020-21)
	Alexis Lewis vs. St. Francis Bkln (2016-17)
	Damika Martinez at Siena (2013-14)
	Meg Abele vs. Fairfield (2003-04)
	Toni Horvath at Siena (2003-04)

THREE-POINT FG ATTEMPTED (13+)

16	Damika Martinez at UCF (2013-14)
	Meg Abele vs. UMBC (2003-04)
15	Morgan Rachu at Marist (2018-19)
	Philecia Atkins-Gilmore at Mrylnd (2015-16)
14	Morgan Rachu at Winthrop (2019-20)
	Alexis Lewis vs. Manhattan (2016-17)
13	Olivia Vezaldenos at Niagara (2020-21)
	Alexis Lewis vs. Monmouth (2017-18)
	Aaliyah Robinson at Manhattan (2016-17)
	Damika Martinez vs. Manhattan (2013-14)
	Damika Martinez at Drexel (2012-13)
	Meg Abele at Pacific (2003-04)

FREE THROWS MADE (11+)

16	Michelle Fahy vs. St. Peter's (2003-04)
15	Damika Martinez vs. Rider (2015-16)
12	Olivia Vezaldenos vs. Sacred Ht. (2020-21)
	Aleesha Powell vs. Rider (2011-12)
	Melissa Yeagley vs. Manhattan (2004-05)
11	Martina Weber vs. LIU Brooklyn (2006-07)
	Michelle Fahy at American (2002-03)

ASSISTS (11+)

12	Marina Lizarazu at Manhattan (2014-15)
	Marina Lizarazu vs. UCF (2014-15)
11	Ketsia Athias vs. Manhattan (2022-23)
	Toni Horvath vs. Fairfield (2004-05)
	Renee Gaudette vs. Canisius (2001-02)

STEALS (8+)

10	Thazina Cook vs. Fairfield (2007-08)
	Lauren DeFalco vs. UNH (2007-08)
8	Juana Camilion vs. Rider (2020-21)
	Juana Camilion vs. Rider (2020-21)
	Marina Lizarazu at Geo. Wash. (2015-16)

BLOCKS (7+)

13	Sabrina Jeridore at Pacific (2013-14)
8	Sabrina Jeridore at St. Peter's (2013-14)
7	Sabrina Jeridore at Canisius (2012-13)
	Sabrina Jeridore vs. Wagner (2013-14)
	Sabrina Jeridore at Columbia (2012-13)
	Sabrina Jeridore vs. Wagner (2012-13)

TRIPLE-DOUBLES

1	Ketsia Athias vs. Manhattan (2022-23)
	11 PTS, 10 REB, 11 AST (3/11/23)

IONA INDIVIDUAL RECORDS - CAREER

(ACTIVE PLAYER IN BOLD)

SCORING

1.	Damika Martinez	2581
2.	Joy Adams	1897
2.	Maggie Timoney	1894
4.	Patty Reynolds	1683
5.	Juana Camilion	1614
6.	Megan Cobb	1548
7.	Karen Culbertson	1456
8.	Celeste Grier	1441
9.	Joanne Ryan	1421
10.	Michelle Fahy	1415
	Linda McKetney	1415
12.	Kristina Ford	1323
13.	Maria Johnson	1299
14.	Tiara Headen	1294
15.	Thazina Cook	1283
16.	Suzanne Radday	1248
17.	Alexis Lewis	1227
18.	Margaret Collins	1174
19.	Anda Ivkovic	1163
20.	Debbie Stephens	1131
21.	Marina Lizarazu	1122
22.	Maggie Muldoon	1080
23.	Emily Mojica	1078
24.	Noreen Winterfeldt	1064
25.	Anna McLean	1060
26.	Aaliyah Robinson	1052
27.	Lauren DeFalco	1035
28.	Kim Gore	1023
29.	Joan O'Connor	925
30.	Aleesha Powell	918
31.	Karen Shutz	885
32.	Claire Pare	832
33.	Toni Horvath	825
34.	Jennifer Spafford	811
35.	Karen Hennessey	809
36.	Jeannie Taylor	786
37.	Judith Gomez	779
38.	Martina Weber	757
39.	Regan Pettijohn	751
40.	Ketsia Athias	747
41.	Shyan Mwai	736
42.	Beth Padian	730
43.	Nancy Seltzer	728
44.	Meg Abele	725
45.	Kathy Touns	721
46.	Jessica Attinelly	698
47.	Katie Ulrich	686
48.	Tomica Bacic	685
49.	Teresa Tacopina	677
50.	Eileen O'Connor	672

SCORING AVERAGE

1.	Damika Martinez	20.6
2.	Maggie Timoney	16.6
3.	Martina Weber	16.1
4.	Patty Reynolds	15.3
5.	Joy Adams	14.6
6.	Megan Cobb	14.2
7.	Karen Culbertson	13.3
8.	Meg Abele	13.2
9.	Celeste Grier	13.0
10.	Joanne Ryan	12.9

FIELD GOALS

1.	Damika Martinez	942
2.	Joy Adams	726
3.	Patty Reynolds	695
4.	Joanne Ryan	649
5.	Maggie Timoney	641
5.	Linda McKetney	624
7.	Celeste Grier	620
8.	Juana Camilion	610
9.	Maria Johnson	532
10.	Michelle Fahy	521

FIELD GOAL ATTEMPTS

1.	Damika Martinez	2124
2.	Joy Adams	1559
3.	Maggie Timoney	1540
4.	Patty Reynolds	1520
5.	Juana Camilion	1493
6.	Joanne Ryan	1459
7.	Celeste Grier	1429
8.	Kristina Ford	1327
9.	Margaret Collins	1313
10.	Linda McKetney	1255

**FIELD GOAL PERCENTAGE
(Min. 100 FG made)**

1.	Linda McKetney	.554
2.	Ketsia Athias	.548
3.	Maria Johnson	.539
4.	Martina Weber	.528
5.	Anna McLean	.511
6.	Trinette Gooding	.505
7.	Jessica Smith	.494
	Katie Ulrich	.494
9.	Michelle Fahy	.477
10.	Lisa White	.474

THREE-POINT FIELD GOALS

1.	Damika Martinez	311
2.	Aaliyah Robinson	242
3.	Alexis Lewis	183
4.	Lauren DeFalco	167
5.	Jennifer Spafford	166
6.	Juana Camilion	160
7.	Suzanne Radday	159
8.	Kristina Ford	155
9.	Morgan Rachu	154
10.	Karen Culbertson	147

THREE-POINT FG ATTEMPTS

1.	Damika Martinez	773
2.	Aaliyah Robinson	649
3.	Suzanna Radday	577
4.	Juana Camilion	563
5.	Jennifer Spafford	558
6.	Alexis Lewis	535
7.	Kristina Ford	484
8.	Lauren DeFalco	472
9.	Morgan Rachu	454
10.	Karen Culbertson	443

**THREE-POINT FG PERCENTAGE
(Min. 100 Attempts)**

1.	Kate Mager	.477
2.	Damika Martinez	.402
3.	Maggie Timoney	.387
4.	Milica Paligoric	.379
5.	Cassidee Ranger	.375
6.	Aaliyah Robinson	.373
7.	Thazina Cook	.362
8.	Lauren DeFaclo	.355
9.	Tiara Headen	.354
10.	Meg Abele	.346

FREE THROW ATTEMPTS

1.	Maggie Timoney	628
2.	Joy Adams	602
3.	Megan Cobb	593
4.	Maria Johnson	502
5.	Debbie Stephens	489
6.	Damika Martinez	461
7.	Karen Culbertson	440
8.	Michele Fahy	438
9.	Anda Ivkovic	421
10.	Anna McLean	399

FREE THROWS MADE

1.	Maggie Timoney	518
2.	Megan Cobb	474
3.	Joy Adams	412
4.	Damika Martinez	386
5.	Karen Culbertson	372
6.	Michelle Fahy	359
7.	Debbie Stephens	315
8.	Anda Ivkovic	304
9.	Thazina Cook	297
10.	Patty Reynolds	286

**FREE THROW PERCENTAGE
(Min. 150 Attempts)**

1.	Karen Culbertson	.845
2.	Damika Martinez	.837
3.	Meg Abele	.833
4.	Maggie Timoney	.824
5.	Karen Shutz	.822
6.	Michele Fahy	.820
7.	Melissa Yeagley	.811
8.	Megan Cobb	.799
9.	Suzi Fregosi	.792
10.	Tiara Headen	.790

REBOUNDS

1.	Joy Adams	1590
2.	Linda McKetney	1430
3.	Maria Johnson	1176
4.	Anna McLean	886
5.	Debbie Stephens	789
6.	Celeste Grier	737
7.	Kristina Ford	722
8.	Michelle Fahy	706
9.	Alexis Lewis	674
10.	Regan Pettijohn	664

REBOUNDING AVERAGE

1.	Linda McKetney	12.9
2.	Joy Adams	12.2
3.	Maria Johnson	10.1
4.	Ketsia Athias	8.1
5.	Delia Newson	8.0
6.	Debbie Stephens	7.4
7.	Lori Page	7.3
8.	Alexis Lewis	7.0
9.	Anna McLean	6.9
10.	Dorothy Bunyan	6.7
	Martina Weber	6.7

ASSISTS

1.	Suzi Fregosi	531
2.	Toni Horvath	527
3.	Kathy Touns	473
4.	Marina Lizarazu	470
5.	Karen Shutz	443
6.	Juana Camilion	432
7.	Patty Reynolds	393
8.	Haley D'Angelo	333
9.	Suzanna Radday	329
10.	Lauren DeFalco	315

ASSISTS PER GAME

1.	Marina Lizarazu	5.1
2.	Toni Horvath	4.6
3.	Kathy Touns	4.2
4.	Karen Shutz	4.1
5.	Suzi Fregosi	4.0
6.	Ketsia Athias	3.8
7.	Patty Reynolds	3.6
8.	Juana Camilion	3.3
9.	Suzanne Radday	3.2
10.	Aleesha Powell	3.0
	Patty Warner	3.0

BLOCKS

1.	Sabrina Jeridore	230
2.	Anna McLean	185
3.	Karynda DuPree	164
4.	Joan O'Connor	128
5.	Pam Clemente	110
6.	Ketsia Athias	92
7.	Katie Smith	89
8.	Joy Adams	83
9.	Rebekah Dotsey	82
10.	Kristina Ford	76

STEALS

1.	Juana Camilion	278
2.	Joy Adams	249
3.	Kathy Touns	247
4.	Patty Reynolds	229
5.	Emily Mojica	217
6.	Kristina Ford	215
	Kim Gore	215
8.	Thazina Cook	198
9.	Nancy Seltzer	192
10.	Suzanna Radday	186

IONA ALL-MAAC SELECTIONS

(MAJOR AWARD WINNERS IN BOLD)

YEAR	PLAYER	HONOR	YEAR	PLAYER	HONOR	YEAR	PLAYER	HONOR
1981-82	Celeste Grier	First Team	2000-01	Karen Culbertson	Second Team	2011-12	Damika Martinez	Rookie of the Year
	Debbie Stephens	Second Team		Megan Cobb	Third Team			Second Team
1982-83	Debbie Stephens	Second Team	2001-02	Megan Cobb	Second Team			All-Rookie
1983-84	Joan O'Connor	Second Team	2003-04	Michelle Fahy	First Team		Aleesha Powell	All-Rookie
	Emily Mojica	Second Team		Meg Abele	All-Rookie	2012-13	Damika Martinez	Player of the Year
1985-86	Joanne Ryan	Second Team		Toni Horvath	Rookie of the Year		Joy Adams	Rookie of the Year
	Maggie Timoney	All-Rookie Team	2004-05	Meg Abele	Third Team			Second Team
1986-87	Maggie Timoney	First Team	2005-06	Martina Weber	First Team	2013-14	Joy Adams	First Team
	Patty Reynolds	Rookie of the Year		Tiara Headen	Second Team		Damika Martinez	Player of the Year
1987-88	Maggie Timoney	Second Team		Toni Horvath	Third Team		Aleesha Powell	Second Team
1988-89	Patty Reynolds	Second Team	2006-07	Martina Weber	Player of the Year		Aaliyah Robinson	Sixth Player of the Year
	Noreen Winterfeldt	All-Rookie Team		Tiara Headen	Second Team	2014-15	Joy Adams	First Team
1990-91	Kathy Toups	All-Rookie Team		Toni Horvath	Third Team		Damika Martinez	Player of the Year
1991-92	Nancy Seltzer	All-Rookie Team	2007-08	Toni Horvath	Second Team	2015-16	Joy Adams	First Team
1993-94	Becky Bazyk	All-Rookie Team		Anna McLean	Second Team		Marina Lizarazu	First Team
1995-96	Kim Gore	Second Team	2008-09	Thazina Cook	First Team		Alexis Lewis	Co-Sixth Player of the Year
1996-97	Suzanne Radday	Second Team		Anda Ivkovic	Third Team			All-Rookie
	Karen Shutz	All-Rookie		Kristina Ford	Rookie of the Year	2016-17	Alexis Lewis	First Team
1997-98	Karen Maisbenden	Second Team	2009-10	Thazina Cook	First Team		Marina Lizarazu	First Team
	Karen Shutz	Second Team		Suzi Fregosi	Third Team	2017-18	Alexis Lewis	Third Team
	Karen Culbertson	All-Rookie		Anda Ivkovic	Third Team		Toyosi Abiola	Rookie of the Year
1998-99	Karen Culbertson	Third Team		Anna McLean	Third Team			All-Rookie
	Delia Newson	Third Team		Dianna Hubbard	All-Rookie	2018-19	Juana Camilion	All-Rookie
	Megan Cobb	All-Rookie	2010-11	Anda Ivkovic	Second Team	2019-20	Juana Camilion	Third Team
1999-00	Karen Culbertson	First Team		Kristina Ford	Third Team		Paulla Weekes	All-Rookie
	Megan Cobb	Third Team				2020-21	Juana Camilion	Third Team
						2021-22	Juana Camilion	Def. Player of the Year
								Second Team
						2022-23	Juana Camilion	Player of the Year
								Def. Player of the Year
							Ketsia Athias	Second Team
							Kate Mager	Second Team
						2023-24	Sierra DeAngelo	Third Team

IONA GAELS TELEVISION AND RADIO SPEED CHART



#1 CHLOE VASQUEZ
SO. • 5-10 • G • POMPTON PLAINS, NJ



#2 ISABELLAH MIDDLETON
GR. • 5-9 • G • LEESBURG, VA



#3 NEVAEH STONE
SO. • 5-5 • G • BRONX, NY



#4 ALE CIVERA
SR. • 5-10 • G • MADRID, SPAIN



#5 ELLA FAJARDO
GR. • 5-5 • G • BERGENFIELD, NJ



#7 NAOMI BARNWELL
GR. • 5-9 • F • CHANTELOUP-LES-VIGNES, FRANCE



#10 ADRIANNA GONZALEZ
SO. • 5-7 • G • KENOSHA, WI



#11 CLAUDIA FIEL
JR. • 5-7 • G • PONTEVEDRA, SPAIN



#12 WILMA TUOMI
FR. • 6-1 • F • HELSINKI, FINLAND



#13 YANNIE CHAN
GR. • 5-10 • G • HONG KONG



#14 MYA ZACCAGNINI
JR. • 5-5 • G • WATERBURY, CT



#18 JOHANNA FLORES
FR. • 5-10 • F • CANANEA, MEXICO



#21 AMAYA B. EVANS
SR. • 5-5 • F • NEPTUNE, NJ



#30 ZOEY WARD
JR. • 6-0 • F • GASTONIA, NC

PRONUNCIATION GUIDE

#1 Chloe Vasquez	VAS-kez
#3 Nevaeh Stone	na-VAY-ah
#4 Ale Civera	AH-lay THEE-vera
#5 Ella Fajardo	fuh-har-doe
#11 Claudia Fiel	FEEL
#14 Mya Zaccagnini	zak-uh-NEE-nee
HC Angelika Szumilo	SHUH-me-wah

COACHING STAFF



Angelika Szumilo
HEAD COACH
LIU Brooklyn '03



Aaron Gratch
Assistant Coach
Caldwell '05



Christian Mordi
Assistant Coach
William Patterson '12



Madison Stanley
Assistant Coach
FDU '21



Breyenne Bellerand
Director of Operations
Hartford '21



Abby Conklin
Video Coordinator
FDU '24